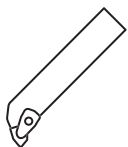


CUTTING TOOLS


Exploring Limitless Machining KORLOY



Turning



Milling



Holemaking



Endmilling



A variety of high performance tools
KORLOY CUTTING TOOLS

CONTENTS

Grades / Chip Breakers

Selection of KORLOY Grades	05
CVD Coated Grades	07
PVD Coated Grades	08
Cermet Grades	10
Uncoated Carbide Grades	11
cBN Grades	13
PCD Grades	14
Chip Breakers	15

Inserts

Turning Inserts	29
Milling Inserts	42
Drilling Inserts	51
Inserts for Aluminium Machining	52
Multi Functional Tools (Inserts)	55
Bearing Inserts	58
cBN Inserts	58
PCD Inserts	60

Turning Tools

Tool Holders (ISO Type)	62
Boring Bars (ISO Type)	69
Save Turn	73
Auto tools	75
Multi Functional Tools (Holders)	77

Milling Tools

Face Milling Cutters	82
Multi Functional Cutters	91
For Aluminum Milling	94
High Feed Milling Cutters	96
Side Cutters	98

Endmills / Drills

Solid Endmills	101
Solid Drills	108
Indexable Drills	109
Indexable Endmills	111

The Comparison of Chip Breakers, Grades

The Comparison of Chip Breakers	113
The Comparison of Grades	114

Grades / Chip Breakers

Korloys new grades are designed with optimal substrates for each application and are PVD coated for high temperature, high hardness and oxidation resistance, or CVD coated for high temperature and wear resistance. Additionally, the improved post-coating treatment provides superior surface finishes to ensure the highest levels of quality and productivity.

Inserts

Turning Tools

Milling Tools

Endmills / Drills

The Comparison of Chip Breakers, Grades

- Selection of KORLOY Grades
- CVD Coated Grades
- PVD Coated Grades
- Cermet Grades
- Uncoated Carbide Grades
- cBN Grades
- PCD Grades
- Chip Breakers

< Selection of KORLOY Grades >

Turning

Workpiece	P					M				K				S				N				H							
	ISO	P01	P10	P20	P30	P40	P50	M10	M20	M30	M40	K01	K10	K20	K30	S01	S10	S20	S30	N01	N10	N20	N30	H01	H10	H20	H30		
Coated carbide				NC3215				PC8105					NC6310 <i>new</i>			PC8105				ND3000 <i>new</i>							PC8105		
				NC3225				PC8110					NC6315			PC8110				PD1005 <i>new</i>							PC8110		
				NC3120				PC8120 <i>new</i>					NC5330			PC8115				PD1010 <i>new</i>							PC8115		
				NC3030				NC9115 <i>new</i>					NC5330			PC8120 <i>new</i>				PD1010 <i>new</i>							PC8115		
				NC5330				NC9125 <i>new</i>					PC5300			NC9125 <i>new</i>				NC9135 <i>new</i>									
				PC5300				PC5300					PC5400			PC5300				PC5300									
				PC5400				PC9030					PC5400			PC5400				PC5400									
								PC5400												PC5400									
	Cermets				CC1500									CC1500															
				CC2500									CC2500																
				CN1500									CN1500																
				CN2500									CN2500																
cBN / PCD												DBN700			DB7000					DP90						DNC100			
												DBN800								DP150						DNC250			
												DBN500								DP200						DNC400			
Uncoated carbide				ST10									H01			H01				H01						H01			
					ST20				U20				H05			H05				H05									
					ST30A								G10																

Milling

Workpiece	P					M				K				S				N				H						
	ISO	P01	P10	P20	P30	P40	P50	M10	M20	M30	M40	K01	K10	K20	K30	S01	S10	S20	S30	N01	N10	N20	N30	H01	H10	H20	H30	
Coated carbide																				ND3000 <i>new</i>							PC2005	
																				PD1005 <i>new</i>							PC2505 <i>new</i>	
																				PD1010 <i>new</i>							PC2010	
																				PC9540 <i>new</i>							PC2510 <i>new</i>	
																											PC2015	
																												PC210F
Cermets																												
cBN / PCD																					DP90						DBN500	
																					DP150							
																					DP200							
Uncoated carbide																												

Selection of KORLOY Grades

Endmilling

Workpiece	Grade	ISO	Application range
P Steel	PC303S	P01	
	PC310U	P10	PC303S PC203F PC305H PC310U
	PC315F	P20	
	PC320	P40	PC315E PC320 PC215F PC215F
M Stainless steel	PC303S	M01	
	PC310U	M10	PC303S PC203F PC305H PC310U
	PC320S	M20	PC320S PC315E PC320 PC215F
	PC315E	M30	
K Cast iron	PC303S	K01	PC303S PC203F PC305H PC310U
	PC310U	K10	
	PC315E	K20	PC315E PC320 PC215F
	PC320	K40	
S HRSA	PC320S	S20	PC320S PC315E PC320 PC215F SL
	PC315E	S30	
N Nonferrous	ND3000 ^{new}	N01	ND3000 ^{new}
	ND2100 ^{new}	N05	ND2100 ^{new} PD1005 ^{new}
	PD3000	N10	PD1010 ^{new} H01 H05S PC210C
	H01	N20	
H High hardness steel	PC303S	H01	
	PC203F	H10	PC303S PC203F PC305H PC310U
	PC310U	H20	


Drilling

Workpiece	Grade	ISO	Application range
P Steel	PC215G	P01	
	PC315G	P10	
	PC325U	P20	PC215G PC315G PC325U PC230F
	PC230F	P30	
M Stainless steel	PC215G	M01	
	PC315G	M10	PC215G PC315G PC325U
	PC325U	M30	
K Cast iron	PC215G	K01	
	PC315G	K10	PC215G PC315G PC325U
	PC205F	K20	
	PC325U	K30	
N Nonferrous	ND2100 ^{new}	N05	ND2100 ^{new}
	FG2 FA1	N10	FG2 FA1
		N20	
S HRSA	PC325T ^{new}	S20	PC325T ^{new}
		S30	

CVD Coated Grades

Features

- KORLOY cermet is a carbonitride type cermet which has an ultra fine microstructure accomplished by adding TiN, TiCN powders as additives. It also has superior toughness, thermal shock and wear resistance.



Cross-sectional view of CVD coating

Grades Selection Guide

Turning

Workpiece	Machining types	Recommended grade	Recommended cutting speed (m/min)	ISO	Application range
P Steel	Continuous cutting	NC3215	295 (170 ~ 420)	P10	
	Interrupted cutting	NC3225	260 (150 ~ 370)	P15	NC3215
		NC3120	260 (120 ~ 370)	P20	NC3225
		NC3030	205 (120 ~ 290)	P25	NC3120
		NC5330	185 (110 ~ 260)	P30	NC3030
M Stainless steel	Continuous cutting	NC9115 ^{new}	240 (220 ~ 260)	M10	NC9115 ^{new}
		NC9125 ^{new}	210 (190 ~ 230)	M20	NC9125 ^{new}
	Interrupted cutting	NC9135 ^{new}	180 (160 ~ 200)	M30	NC9125 ^{new}
		NC9135 ^{new}	180 (160 ~ 200)	M40	NC9135 ^{new}
		NC5330	185 (110 ~ 260)	M30	NC5330
K Cast iron	Continuous cutting	NC6310 ^{new}	380 (300 ~ 500)	K10	NC6310 ^{new}
	Interrupted cutting	NC6315	280 (200 ~ 400)	K20	NC6315
		NC5330	190 (110 ~ 270)	K30	NC5330
S HRSA	Continuous cutting	NC9125 ^{new}	40 (20 ~ 60)	S10	NC9125 ^{new}
	Interrupted cutting	NC9135 ^{new}		S20	NC9135 ^{new}


Milling

Workpiece	Machining types	Recommended grade	Recommended cutting speed (m/min)	ISO	Application range
P Steel	Continuous cutting	NC5330	200 (150 ~ 250)	P20	NC5330
	Continuous cutting	NCM535 ^{new}	300 (200 ~ 400)	P30	NCM535 ^{new}
		Interrupted cutting	NCM545 ^{new}	200 (150 ~ 250)	P40
M Stainless steel	Continuous cutting	NC5330	150 (120 ~ 180)	M10	NC5330
		NC5330	150 (120 ~ 180)	M20	
K Cast iron	Continuous cutting	NC5330	200 (150 ~ 250)	K10	NC5330
		NCM535 ^{new}	250 (200 ~ 300)	K20	NCM535 ^{new}
		NCM545 ^{new}	250 (200 ~ 300)	K30	NCM545 ^{new}

PVD Coated Grades

Features

- PVD coating technology has inherent advantages such as a superior chipping resistance of the coated film while maintaining the toughness of the substrate. Thus it is possible to increase the tool life significantly
- PVD coatings ensure sharp cutting edges without blunting the substrate
- Ti-based coating films can provide excellent surface finish and high accuracy machining due to the low affinity of Ti-film with the workpiece



Cross-sectional view of PVD coating

Advantages of PVD Coatings

- TiAlN coating optimal for high speed machining
- Toughness of TiAlN has been enhanced to reduce brittleness of conventional TiAlN
- The outer TiN layer reduces friction and improves surface smoothness
- Easy to recognize the amount of wear on the cutting edge

Grades Selection Guide

Turning

Workpiece	Machining types	Recommended grade	Recommended cutting speed (m/min)	ISO	Application range
P Steel	Continuous cutting	PC5300	175 (100 ~ 250)	P30	PC5300
	Interrupted cutting		145 (80 ~ 120)	P40	
M Stainless steel	Continuous cutting	PC8105	175 (120 ~ 230)	M01	PC8105, PC8110, PC8115, PC8120, PC5300, PC9030, PC5400
		PC8110 ^{new}	160 (110 ~ 210)	M10	
		PC8115/8120	150 (100 ~ 200)	M20	
	Interrupted cutting	PC5300	135 (80 ~ 190)	M30	
		PC9030	130 (80 ~ 180)	M40	
		PC5400	110 (80 ~ 140)	M50	
K Cast iron	Continuous cutting	PC8110	135 (95 ~ 180)	K10	PC8110, PC5300, PC5400
				K20	
	Interrupted cutting	PC5300	105 (75 ~ 140)	K30	
		PC5400	90 (65 ~ 120)	K40	
S Heat resistant alloy	Continuous cutting	PC8105	55 (40 ~ 70)	S01	PC8105, PC8110, PC8115, PC8120, PC5300, PC5400
		PC8110	50 (35 ~ 65)	S10	
		PC8115/8120 ^{new}	45 (30 ~ 60)	S20	
	Interrupted cutting	PC5300	40 (20 ~ 60)	S30	
		PC5400	35 (20 ~ 50)	S40	
H Hardened	Interrupted cutting	PC8105	110 (80 ~ 140)	H01	PC8105, PC8110, PC8115
		PC8110	100 (70 ~ 130)	H05	
		PC8115	90 (65 ~ 115)	H10	

< PVD Coated Grades >


⊙ Milling

Workpiece		Machining types	Recommended grade	Recommended cutting speed (m/min)	ISO	Application range
P	Steel	Continuous cutting	PC3600	235 (180 ~ 290)	P20	
			PC3700 ^{new}	235 (180 ~ 290)	P30	PC3600
		Interrupted cutting	PC5300	195 (150 ~ 240)	P40	PC3700 ^{new} PC5300
			PC5400	145 (80 ~ 210)	P50	PC5400
M	Stainless steel	Continuous cutting	PC5300	130 (100 ~ 160)	M20	
			PC9530	130 (100 ~ 160)	M30	PC5300 PC9530
		Interrupted cutting	PC5400	120 (95 ~ 155)	M40	PC5400
			PC9540 ^{new}	110 (80 ~ 140)	M50	PC9540 ^{new}
K	Cast iron	Continuous cutting	PC6510	180 (140 ~ 230)	K01 K10	PC6510
			Interrupted cutting	PC5300	145 (110 ~ 180)	K20
		PC5400		125 (85 ~ 160)	K30	PC5400
		S	HRSA	Continuous cutting	PC5300	55 (40 ~ 70)
Interrupted cutting	PC5400				40 (30 ~ 50)	S30
	PC9540 ^{new}			40 (30 ~ 50)	S40	PC9540 ^{new}
H	High hardness steel			Continuous cutting	PC2005	60 (40 ~ 80)
		PC2010	55 (40 ~ 70)		H10	PC2005 ^{new} PC2010
		PC2015	50 (35 ~ 65)		H20	PC2010 ^{new} PC2015
		PC210F	50 (35 ~ 65)		H30	PC2015 ^{new} PC210F

◁ Cermet Grades ▷

Features

- KORLOY cermet is a carbonitride type cermet which has an ultra fine microstructure accomplished by adding TiN, TiCN powders as additives. It also has superior toughness, thermal shock and wear resistance.



Advantages


- Cermet, using TiCN as the main component, is harder than cemented carbide and has a lower affinity with ferrous workpieces at high temperatures, thus cermets have special advantages as listed below :

Compared to Uncoated Carbide

- Since cermet has superior wear and crater wear resistance, higher cutting speeds can be applied
- The low affinity with ferrous workpieces enables cutting operations from low to high speed and provides an excellent surface finish
- Exceptional tool life and cutting performances in high speed finishing applications

Compared to Coated Carbide

- Suitable for light cutting and finishing
- Better wear resistance and surface finish can be acquired while using the same cutting conditions



Microstructure of Cermet

Grades Selection Guide

① Turning

Workpiece	Machining types	Recommended grade	Recommended cutting speed (m/min)	ISO	Application range
P Steel	Continuous cutting	CN1500	250 (150~350)	P10	CN1500
	Interrupted cutting	CN2500	220 (130~300)	P20	
				P30	CN2500

② Turning (Coated Cermet Grades)

Workpiece	Machining types	Recommended grade	Recommended cutting speed (m/min)	ISO	Application range
P Steel	Continuous cutting	CC1500	325 (200 ~ 450)	P10	CC1500
	Interrupted cutting	CC2500	265 (180 ~ 350)	P20	
P30				CC2500	
K Cast iron	Continuous cutting	CC1500	270 (180 ~ 350)	K10	CC1500
	Interrupted cutting	CC2500	250 (150 ~ 300)	K20	CC2500

③ Milling

Workpiece	Machining types	Grade	Recommended cutting speed (m/min)	ISO	Application range
P Steel	Continuous cutting	CN2000	250 (200 ~ 300)	P20	CN2000
	Interrupted cutting	CN30	150 (100 ~ 200)	P30	

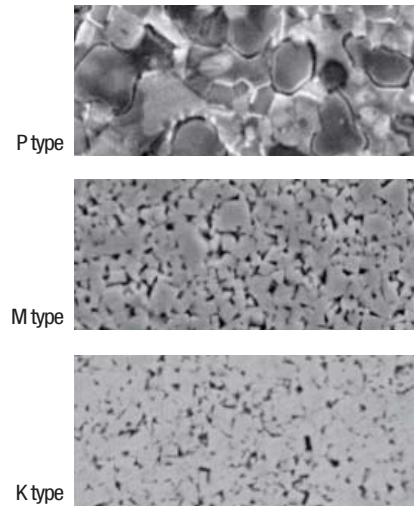
Uncoated Carbide Grades

Features

- Due to KORLOY's advanced sintering technology, our uncoated carbide grades have a fine alloy structure which is necessary to get superior quality from a uncoated cutting tool

Advantages

- Consist of P,M,K carbide grades and can be used in all kinds of workpiece
- Excellent quality at machining with coolant, due to the superior thermal crack resistance of the carbide
- Due to the special design of carbides, it has fine micro structure and low affinity with workpiece
- It has excellent toughness and produces lower cutting loads



⑤ Main composition and application range

Workpiece	Composition	Features	Workpiece
P	WC-TiC-TaC-Co	Heat resistance, excellent plastic deformation resistance	Carbon steel, Alloy steel, Stainless steel
M	WC-TiC-TaC-Co	General tools stable heat resistance with strength	Carbon steel, Alloy steel, Stainless steel, Cast steel
K	WC-Co	High strength and superior wear resistance	Cast iron, Non-ferrous metal, Plastic, etc
S	WC-Co	Excellent wear resistance and chipping resistance	Titanium alloy

⑤ The physical properties of uncoated carbide grades

Workpiece	Grade	Hardness (HRA)	TRS (kgf/mm ²)	Young's modulus (10 ³ kgf/mm ²)	Thermal expansion coefficient (10 ⁻⁶ /°C)	Thermal conductivity (cal/cm-sec-°C)
P	ST10	92.1	175	48	6.2	25
	ST20	91.9	200	56	5.2	45
	ST30A	91.3	230	53	5.2	-
M	U20	91.1	210	-	-	88
	ST30A	91.3	230	53	5.2	-
K	H01	92.9	210	66	4.7	109
	G10	90.9	250	63	-	105
S	H01	92.9	210	66	4.7	109
	H05	91.8	250	-	-	-

1KPa = 102kgf/m², 1w/mk = 2.39×10⁻³cal/cm-sec-°C

Uncoated Carbide Grades

Grades Selection Guide

Turning

Workpiece	Grade	Recommended cutting speed (m/min)	ISO	Application range
P Steel	ST10	110 (70~140)	P10	ST10
	ST20	80 (50~110)	P20	ST20
	ST30A	70 (40~90)	P30	ST30A
M Stainless steel	U20	70 (40~90)	M25	U20
K Cast iron	H01	105 (60~140)	K01	H01
	H05	105 (60~140)	K10	H05
	G10	90 (50~120)	K20	G10
N Aluminum alloy	H01	600 (450~750)	N10	H01
	Copper alloys	H05	425 (320~530)	N20
S Titanium alloy	H01	55 (40~70)	S01	H01
	H05	50 (35~65)	S10	H05
H High hardness steel	H01	80 (55~105)	H10	H01


Milling

Workpiece	Grade	Recommended cutting speed (m/min)	ISO	Application range
P Steel	ST20	90 (70~110)	P20	ST20
	ST30A	80 (60~100)	P30	ST30A
M Stainless steel	U20	90 (70~110)	M20	U20
			M30	
K Cast iron	H01, H05	150 (110~190)	K10	H01, H05
	G10	120 (90~150)	K20	G10
N Aluminum alloy	H01	600 (450~750)	N10	H01
	Copper alloys	H05	425 (320~530)	N20



















< cBN Grades >

Features

- cBN is a cutting tool material made under ultra high pressure and temperature sintering of a mixture of cubic boron nitride and a special ceramic binder material.
- cBN tools are suitable for high speed precise machining in hardened steels and cast irons. Machining with cBN can effectively replace the conventional grinding process.



② Cutting condition of cBN grades

Workpiece	Grades	Insert color	Application	Cutting speed, vc (m/min)	Feed, fn (mm/rev)	Depth of cut, ap (mm)	
H High hardness steel	Coated	DNC100	 Continuous cutting at high speed	180  300	0.03~0.3	0.03~0.3	
		DNC250	 Continuous and low interrupted cutting at high speed	120  220	0.05~0.3	0.05~0.3	
		DNC300	 Medium and low interrupted cutting	90  250	0.05~0.2	0.05~0.2	
		DNC350	 Medium and high interrupted cutting	90  150	0.05~0.3	0.05~0.3	
		DNC400	 Continuous and medium interrupted cutting	90  220	0.05~0.3	0.05~0.5	
	Non-coated	DB1000		Continuous cutting at high speed	130  250	0.03~0.15	0.03~0.2
		DB2000		Medium and low interrupted cutting	80  200	0.03~0.2	0.03~0.3
		DBNX20		Highly efficient cutting	120  150	0.03~0.3	0.03~0.5
		DBN250		Medium and low interrupted cutting	80  120	0.03~0.2	0.03~0.3
		DBN350		High interrupted cutting	120  220	0.03~0.2	0.03~0.3
S HRSA	DB7000		Continuous cutting at high speed	100  300	0.05~0.2	0.1~1.0	
K Cast iron	DBN700A		Continuous cutting at high speed	500  2000	0.10~0.4	0.1~0.4	

PCD inserts grades

Features

- KORLOY PCD products are manufactured by using high quality PCD tips under ultra high temperatures and pressure. The PCD tip is welded on the qualified KORLOY carbide insert KORLOY high quality PCD products meet a wide range of application needs in turning, milling, and endmills.
 - Excellent tool life for aluminum alloy and copper alloy
 - Excellent tool life for Ceramic, high-silicon aluminum and rock or stone
 - Excellent tool life for rubber, carbon, graphite and wood

PCD grades

Grades	Features	Application	Grain size (μm)	Hardness (Hv)	TRS (kgf/mm ²)
DP90	Coarse diamond grain has been used to get excellent wear resistance enough to machine cemented-carbide, high Si aluminum alloy	Cemented carbide Ceramic roughing High Si aluminum alloy Rock, Stone	25 ~ 30	50 ~ 65	≒ 1.10
DP150	By use of fine diamond grain having good bonding property, it is suitable for machining of Non-ferrous metal, graphite	High Si aluminum alloy Copper, Bronze alloy Rubber, Wood, Carbon	5 ~ 10	50 ~ 60	≒ 1.95
DP200	By use of ultra fine diamond grain, it is possible to make sharp cutting edge. Thus it is appropriate grade to machine Non-ferrous material	Plastic Wood Precise finishing of aluminum	~ 2	45 ~ 55	≒ 2.45

Recommended cutting condition

Workpiece	Cutting speed (m/min)	Feed (mm/rev)	Depth of cut (mm)	Recommended grades	
				1 st	2 nd
Aluminum alloy (4%~8% Si)	1000 ~ 3000	0.1 ~ 0.6	~ 3	DP150	DP200
Aluminum alloy (9%~14%Si)	600 ~ 2500	0.1 ~ 0.5	~ 3	DP150	DP200
Aluminum alloy (15%~18%Si)	300 ~ 700	0.1 ~ 0.4	~ 3	DP150	DP200
Copper, Bronze alloy	~ 1000	0.05 ~ 0.2	~ 3	DP150	DP200
Reinforced plastic	~ 1000	0.1 ~ 0.3	~ 2	DP150	DP200
Wood	~ 4000	0.1 ~ 0.4	-	DP150	DP200
Cemented carbide	10 ~ 30	~ 0.2	~ 0.5	DP90	DP150

Chip Breakers


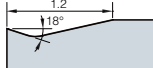

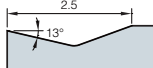

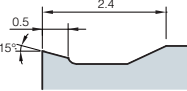

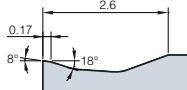

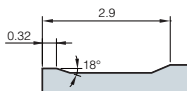

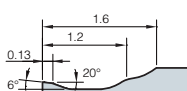

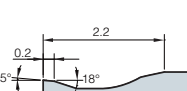

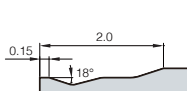
Chip Breakers for Turning

Geometry	Cutting edge	Application range											Features			
		feed rate f_n (mm/rev)														
		depth of cut a_p (mm)														
		0.04	0.063	0.10	0.16	0.25	0.4	0.63	1.0	1.6	2.5	4.0	6.3			
		0.1	0.16	0.25	0.4	0.63	1.0	1.6	2.5	4.0	6.3	10.0	11.6	13		
V series	VL						0.10~0.35	0.2~1.5							For Finishing	<ul style="list-style-type: none"> Stable chip control in high toughness material; low carbon steel, pipe steel & steel plates Improved chip control for facing, copy machining and better surface finish
	VB						0.15~0.45	0.5~2.0							For Finishing	<ul style="list-style-type: none"> Improved chip control for smaller depth of cuts Excellent chip control in copying, corner R machining
	VF						0.05~0.35	0.5~1.5							For Finishing	<ul style="list-style-type: none"> Good chip control quality on varied depth of cut Excellent cutting edge strength has been acquired due to the special chip-breaker
	VC						0.12~0.45	0.5~3.5							For Medium to finish cutting	<ul style="list-style-type: none"> Stable chip control in copying and internal machining with various depths of cut
	VQ						0.10~0.40	1.0~3.0							For Medium to finish cutting	<ul style="list-style-type: none"> Medium to finishing cutting edges offer improved edge hardness Increased chip control in low depth of cut cutting range For cermet
	VM						0.10~0.50	1.0~5.0							For Medium cutting	<ul style="list-style-type: none"> Wide available chip control range from medium-finishing to medium-roughing Suitable chip breaker for CNC machining
	VH								0.70~1.40			6.0~15.0			For Heavy duty cutting	<ul style="list-style-type: none"> Designed specifically for heavy machining Specialized chip breaker for the heavy industries like Ship building, Power plant industry
	VT								0.75~1.60				7.0~17.0		For Heavy duty cutting	<ul style="list-style-type: none"> Designed specifically for heavy machining Specialized chip breaker for the heavy industries like Ship building, Power plant industry

Notice: Application ranges are based on main cutting material


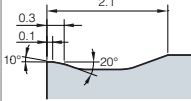

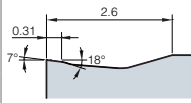

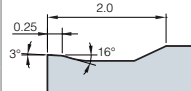

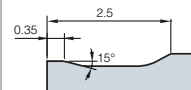

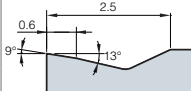

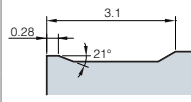

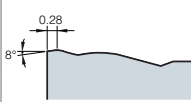

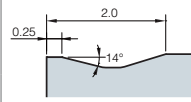
Chip Breakers

Chip Breakers for Turning

Geometry	Cutting edge	Application range											Features											
		feed rate f_n (mm/rev)																						
		0.04	0.063	0.10	0.16	0.25	0.4	0.63	1.0	1.6	2.5	4.0		6.3										
depth of cut ap (mm)																								
											0.1	0.16	0.25	0.4	0.63	1.0	1.6	2.5	4.0	6.3	10.0	11.6	13	
V series	VP1							0.05~0.20																<p>For Finishing</p> <ul style="list-style-type: none"> High positive cutting edge Reduced contract chip minimizes temperature to improve tool life
	VP2							0.05~0.40																<p>For Medium to finish cutting</p> <ul style="list-style-type: none"> Stable chip control and high machinability in copying with various depths of cut
	VP3							0.05~0.45																<p>For Medium cutting</p> <ul style="list-style-type: none"> High positive cutting edge with wide land Stable cutting performance in interrupted machining with high toughness Stable machinability and chip control in machining with high depth of cut
	VP4							0.15~0.45																<p>For Roughing</p> <ul style="list-style-type: none"> The first recommended chip breaker for inconel cutting High hard and resistant rake angle to prevent notch wear in roughing of rugged surfaces
	VR							0.25~0.55																<p>For Roughing</p> <ul style="list-style-type: none"> High feed machining with the combination of wide land and pockets Shallow chip breaker design prevents chip blocking at high feed Decreased wear on major cutting edge due to special treatment on blade
-P series	LP							0.10~0.40															<p>For Medium to finish cutting</p> <ul style="list-style-type: none"> Angle land decreases cutting resistance for better surface roughness Special dot design prevents chip blocking by clear chip breaking 	
	MP							0.15~0.45															<p>For Medium cutting</p> <ul style="list-style-type: none"> Increased productivity due to excellent chip control in various conditions Stable tool life by reducing cutting load at high speed and high feed 	
	CP							0.12~0.35																<p>For Medium to finish cutting</p> <ul style="list-style-type: none"> Chip breaker with strong cutting edge in high interrupted finishing and medium cutting Effective chip control in low depth of cut to high depth of cut due to 2-step rear angle

Notice: Application ranges are based on main cutting material

Chip Breakers for Turning

Geometry	Cutting edge	Application range													Features	
		feed rate f_n (mm/rev)														
		0.04	0.063	0.10	0.16	0.25	0.4	0.63	1.0	1.6	2.5	4.0	6.3			
		depth of cut a_p (mm)														
		0.1	0.16	0.25	0.4	0.63	1.0	1.6	2.5	4.0	6.3	10.0	11.6	13		
- M series	MM  						0.12~0.45			0.5~5.5					For Medium cutting <ul style="list-style-type: none"> The first recommended chip breaker for continuous stainless applications cutting Improved tool life and surface finish due to dual lands combining both machinability and toughness Wide chip pockets for stable chip evacuation at high depth of cuts and high feeds 	
	RM  						0.15~0.55				2.0~6.0				For Roughing <ul style="list-style-type: none"> The first recommended chip breaker for interrupted cutting or roughing of stainless steel Inhibited notch wear and burr creation at high depth of cuts and feeds Reduced cutting loads and longer tool life at high feeds 	
- K series	MK  						0.10~0.50			1.0~5.0					For Medium cutting <ul style="list-style-type: none"> 1st recommended chip breaker for cast iron continuous cutting Suitable for continuous cutting of ductile and gray cast iron Excellent tool life and surface finish thanks to angle lands improving cutting performance 	
	RK  						0.20~0.60				1.5~6.0				For Roughing <ul style="list-style-type: none"> 1st recommended chip breaker in cast iron continuous cutting and roughing Suitable for machining ductile and gray cast iron at high speeds and high feeds Improved toughness and chipping resistance due to flat lands 	
H series	HA  					0.03~0.30			0.5~2.5						For Medium to finish cutting <ul style="list-style-type: none"> Sharp cutting edge generates low cutting force Specially designed tough main cutting edge Suitable for cutting of low carbon steel, stainless steel, aluminum 	
G series	GR  							0.30~0.80				3.0~8.0			For Roughing <ul style="list-style-type: none"> Suitable for deep depth of cut and high feed cutting of steel and cast iron Suitable for intermittent cutting 	
	GH  								0.30~1.30				3.0~11.0		For Heavy duty cutting <ul style="list-style-type: none"> Suitable for heavy duty cutting due to strong cutting edge Wide chip control range with low cutting force 	
B series	B25  							0.50~1.00				4.0~10.0			For General cutting <ul style="list-style-type: none"> Suitable for general cutting condition cutting 	

Notice: Application ranges are based on main cutting material


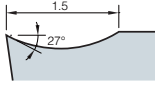

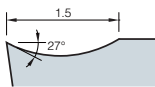

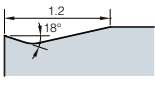

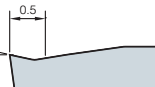



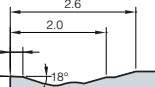

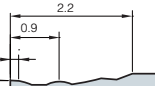




Chip Breakers

Chip Breakers for Turning

Geometry	Cutting edge	Application range											Features										
		feed rate f_n (mm/rev)																					
		0.04	0.063	0.10	0.16	0.25	0.4	0.63	1.0	1.6	2.5	4.0		6.3									
depth of cut a_p (mm)																							
											0.1	0.16	0.25	0.4	0.63	1.0	1.6	2.5	4.0	6.3	10.0	11.6	13
C-Posi series C25		0.10~0.35					1.0~3.0						For Roughing										
		<ul style="list-style-type: none"> Suitable for interrupted cutting and cast iron machining Good surface finish due to low cutting force Suitable for both boring and outer diameter turning 																					
H-Posi series HMP		0.08~0.40					0.5~3.5						For Medium cutting										
		<ul style="list-style-type: none"> Excellent chip control at wide range of cutting conditions Machining versatility over a wide range of materials 																					
V-Posi series VF		0.05~0.25					0.1~1.5						For Finishing										
		<ul style="list-style-type: none"> Improved surface finish and size accuracy due to stable inner boring 																					
V-Posi series VL		0.05~0.20					0.1~1.0						For Finishing										
		<ul style="list-style-type: none"> Superior chip control in low carbon steel, pipes, and steel plates 																					
P-Posi series MP		0.05~0.30					0.3~3.0						For Medium cutting										
		<ul style="list-style-type: none"> Sharp cutting edge and wide chip pocket for low cutting load Stable chip control at varying depth of cuts Excellent cutting performance when machining automobile components 																					
AL series FP		0.01~0.20					0.1~1.0						For Finishing										
		<ul style="list-style-type: none"> For chip control in low depth of cut mild cutting Enhanced surface finish and reduced cutting load 																					
AL series AK		0.03~0.40					0.1~4.0						For Medium to finish cutting										
		<ul style="list-style-type: none"> Exclusive chip breaker for aluminum and aluminum alloy cutting 																					
AL series AR		0.05~0.50					0.5~4.0						For Medium to finish cutting										
		<ul style="list-style-type: none"> High stability of cutting edge secures great performance in high speed and interrupted machining High speed of medium and interrupted operation 																					

Notice: Application ranges are based on main cutting material










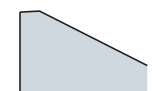






Chip Breakers for Turning

Geometry	Cutting edge	Application range													Features			
		feed rate f_n (mm/rev)																
		0.04	0.063	0.10	0.16	0.25	0.4	0.63	1.0	1.6	2.5	4.0	6.3					
depth of cut ap (mm)																		
0.1 0.16 0.25 0.4 0.63 1.0 1.6 2.5 4.0 6.3 10.0 11.6 13																		
Auto tool series	KF 		0.01~0.12	0.01~1.0														For Finishing <ul style="list-style-type: none">• Shallow depth of cut with sharp edge• Longer tool life at high speed cutting due to low cutting force• Good surface finish
	KM 		0.04~0.15	0.05~1.5														For Medium to finish cutting <ul style="list-style-type: none">• Improved chip control makes tool life long and better machining
	VP1 		0.05~0.3	0.5~4.0														For Medium cutting <ul style="list-style-type: none">• For medium cutting with strong cutting edge• For wide range of cutting by optimal width of chip breaker for each cutting depth
	MS 		0.03~0.25	0.3~3.0														For medium cutting (for surface roughness) <ul style="list-style-type: none">• Reduced welding and cutting heat by sharp cutting edge• Enhanced chip evacuation in low to high feed cutting
	FS 		0.01~0.20	0.1~2.0														For Finishing <ul style="list-style-type: none">• For various workpiece (P, M, S) cutting• Good surface finish and low cutting load due to sharp cutting edge
Wiper series	LW 		0.15~0.60	1.0~5.0													For Medium cutting <ul style="list-style-type: none">• Guarantees excellent surface roughness and good chip controls at high feed machining	
	VW 		0.15~0.50	0.5~3.5														For Medium to finish cutting <ul style="list-style-type: none">• Improved surface roughness at shallow depth of cut and high feed due to strong cutting edge
Shaft series	SR 		0.12~0.45	1.0~4.5													For Medium to finish cutting <ul style="list-style-type: none">• Shallow depth of cut with sharp edge• Longer tool life at high speed cutting due to low cutting force• Good surface finish	
	SH 		0.15~0.50	1.5~5.0														For Medium cutting <ul style="list-style-type: none">• Good chip flow increases tool life and machinability.

Notice: Application ranges are based on main cutting material

















Chip Breakers

Chip Breakers for milling

Geometry	Cutting edge	Application range														Features
		feed rate f_n (mm/rev)														
		0.05	0.10	0.15	0.20	0.25	0.30	0.35	0.40	0.80	1.20	1.40	1.60			
depth of cut ap (mm)																
0.1	0.5	1	2	3	4	5	6	8	10	15	20					
MX series 		0.10~0.30														
		1.0~5.0														
Mill-max Heavy 		0.20~0.40														
		2.0~14.0														
Rich Mill series-RM3 		0.05~0.40														
		1.0~8.0														
				0.05~0.30												
1.0~8.0																
		0.05~0.35														
		1.0~8.0														
		0.05~0.25														
		0.3~14.0														
Rich Mill series-RM4 		0.05~0.30														
		0.5~14.0														
		0.05~0.30														
		1.0~14.0														

Notice: Application ranges are based on main cutting material

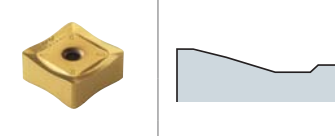
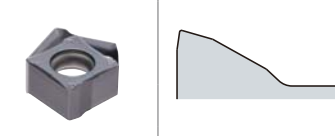
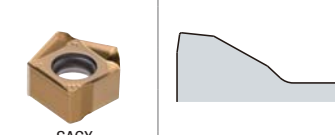
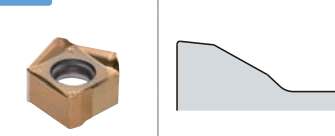
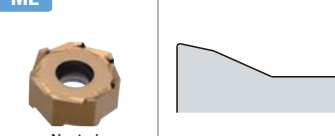
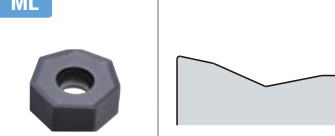
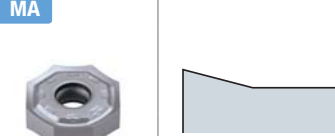
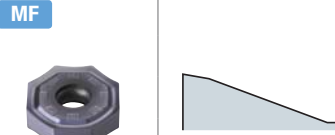
Chip Breakers for milling

Geometry	Cutting edge	Application range													Features		
		feed rate f_n (mm/rev)															
		0.05	0.10	0.15	0.20	0.25	0.30	0.35	0.40	0.80	1.20	1.40	1.60				
		depth of cut a_p (mm)															
		0.1	0.5	1	2	3	4	5	6	8	10	15	20				
Rich Mill series-RM6	MA			0.05~0.20										1.0~8.2			For Aluminum machining <ul style="list-style-type: none"> Specialized sharp cutting edge for aluminum machining ensures machinability. Buffing treatment on the surface realizes good chip flow and welding resistance.
	ML			0.05~0.25										1.0~8.2			For Machining hard-to-cut materials <ul style="list-style-type: none"> Low cutting load chip breaker for light cutting Long tool life and high quality of machining in hard-to-cut material cutting
	MM			0.05~0.25										1.0~8.2			For General cutting <ul style="list-style-type: none"> Optimally designed shape for general shoulder milling in various cutting ranges
Rich Mill series-RM8	MA			0.05~0.35					0.3~6.0								For Aluminum machining <ul style="list-style-type: none"> Sharp cutting edge and lubricated top face show excellent chip flow and welding resistance in aluminum machining
	MF			0.05~0.35					0.3~6.0								For Light cutting <ul style="list-style-type: none"> Low cutting force chip breaker design ensures longer tool life and excellent machining in difficult-to-cut material and light machining
	ML			0.05~0.30					0.3~6.0								For Machining hard-to-cut materials <ul style="list-style-type: none"> Chip breaker with low cutting load resistance ensures long tool life and high quality in light and hard-to-cut material cutting.
	MM			0.10~0.40						0.5~6.0							For General cutting <ul style="list-style-type: none"> Suitable geometry design for general milling has wider ranges of machining
Rich Mill series-RMT8	MF			0.05~0.20					0.5~5.0								For Light cutting <ul style="list-style-type: none"> Low cutting force chip breaker design ensures longer tool life and excellent machining in difficult-to-cut material and light machining

Notice: Application ranges are based on main cutting material

















Chip Breakers

Chip Breakers for milling

Geometry	Cutting edge	Application range																Features
		feed rate f_n (mm/rev)																
		0.05	0.10	0.15	0.20	0.25	0.30	0.35	0.40	0.80	1.20	1.40	1.60					
depth of cut a_p (mm)																		
0.1 0.5 1 2 3 4 5 6 8 10 15 20																		
Rich Mill series-RMT8 MM		0.05~0.30				0.5~8.0												For General cutting • Suitable geometry design for general milling has wider ranges of machining
		0.05~0.30				1.0~3.0												
Rich Mill series-RM8-X ML		0.05~0.30				1.0~3.0												For Machining hard-to-cut materials • Stable tool life and good cutting quality in hard-to-cut material cutting due to double reverse positive relief surface and low cutting load chip breaker
		0.05~0.30				1.0~3.0												
Rich Mill series-RM8-X MM SAGX		0.05~0.30				1.0~3.0												For high hardness cutting • Stable tool life and good cutting quality due to double reverse positive relief surface and high rigidity chip breaker
		0.05~0.30				1.0~3.0												
Rich Mill series-RM8-X MM SNMX		0.10~0.30				1.0~3.0												For General cutting • For general cutting range with optimal shape for general milling
		0.10~0.30				1.0~3.0												
Rich Mill series-RM14 ML Neutral		0.05~0.30				1.0~3.0												For HRSA cutting • Excellent cutting performance in heat resistance STS cutting from neutral type flat cutting edge and sharp chip breaker
		0.05~0.30				1.0~3.0												
Rich Mill series-RM14 ML Right-handed		0.05~0.30				1.0~3.0												For cast iron and STS cutting • Excellent cutting performance in general STS and cast iron cutting from right-handed helix cutting edge and sharp chip breaker
		0.05~0.30				1.0~3.0												
Rich Mill series-RM16 MA		0.05~0.30				0.3~5.5												For Aluminum machining • Sharp cutting edge design ensures low cutting resistance and excellent machining in difficult-to-cut materials, aluminum and light machining
		0.05~0.30				0.3~5.5												
Rich Mill series-RM16 MF		0.05~0.40				0.3~5.5												For Light cutting • Low cutting force chip breaker design ensures longer tool life and excellent machining in difficult-to-cut material and light machining
		0.05~0.40				0.3~5.5												

Notice: Application ranges are based on main cutting material

















Chip Breakers for milling

Geometry	Cutting edge	Application range														Features		
		feed rate f_n (mm/rev)																
		0.05	0.10	0.15	0.20	0.25	0.30	0.35	0.40	0.80	1.20	1.40	1.60					
		depth of cut a_p (mm)																
		0.1	0.5	1	2	3	4	5	6	8	10	15	20					
Rich Mill series-RMT6	ML			<p>0.05~0.35</p> <p>0.3~5.5</p>														<p>For Machining hard-to-cut materials</p> <ul style="list-style-type: none"> Low cutting resistance for excellent tool life and surface roughness in machining hard-to-cut materials
	MM			<p>0.10~0.45</p> <p>0.5~5.5</p>														<p>For General cutting</p> <ul style="list-style-type: none"> Suitable geometry design for general milling has wider ranges of machining
	W			<p>0.05~0.30</p> <p>0.3~2.0</p>														<p>For Finishing of milling (Wiper)</p> <ul style="list-style-type: none"> Wiper insert provides improved surface roughness due to special cutting edge
Rich Mill series-RMR	ML			<p>0.05~0.40</p> <p>1.0~3.0</p>														<p>For Machining hard-to-cut materials</p> <ul style="list-style-type: none"> Stable tool life and cutting performance in hard-to-cut material cutting from hard clamping side preventing reverse positive revolution and low cutting resistance chip breaker
Alpha Mill series	MA			<p>0.10~0.40</p> <p>0.5~16</p>														<p>For Aluminum machining</p> <ul style="list-style-type: none"> Sharp cutting edge and lubricated top face show excellent chip flow and welding resistance in aluminum machining
	MF			<p>0.05~0.15</p> <p>0.5~16</p>														<p>For Light cutting</p> <ul style="list-style-type: none"> Low cutting force chip breaker design ensures longer tool life and excellent machining in difficult-to-cut material and light machining
	MM			<p>0.10~0.25</p> <p>0.5~16</p>														<p>For General cutting</p> <ul style="list-style-type: none"> Suitable geometry design for general milling has wider ranges of machining
	ML			<p>0.05~0.15</p> <p>0.5~16</p>														<p>For Hard-to-cut material machining</p> <ul style="list-style-type: none"> The chip breaker with low cutting resistance ensures superior machinability in hard-to-cut materials

Notice: Application ranges are based on main cutting material


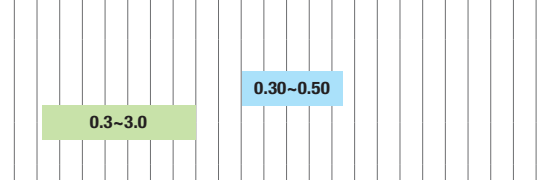











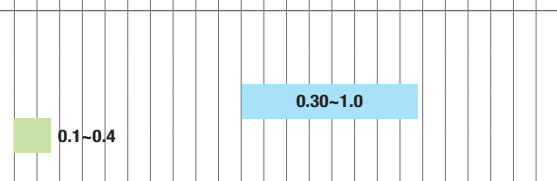

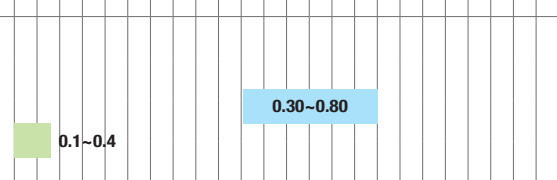
Chip Breakers

Chip Breakers for milling

Geometry	Cutting edge	Application range												Features
		feed rate f_n (mm/rev)												
		0.05	0.10	0.15	0.20	0.25	0.30	0.35	0.40	0.80	1.20	1.40	1.60	
depth of cut a_p (mm)														
0.1	0.5	1	2	3	4	5	6	8	10	15	20			
Alpha Mill series MN 		0.10~0.25												For Roughing (nick) • Design for easy chip cutting ensures high machinability in toughing
Alpha Mill-X series MM 		0.05~0.35												For General cutting • Shape for general milling with most cutting range
Alpha Mill-X series ML 		0.05~0.30												For Hard-to-cut material machining • Chip breaker for cutting with low cutting load guarantees long tool life and qualified machining in light cutting and HRSA machining
Future Mill series MF 		0.05~0.20												For Light cutting • Special design for light cutting of gummy materials like stainless steel and hard to machine material provide fine surface finish and longer tool life
Future Mill series MM 		0.05~0.30												For General cutting • Chip breaker design to cover general cutting condition provides wide available application range • Ground type and as sintered type is available
Future Mill series MR 		0.05~0.35												For Roughing • Strongest cutting edge strength provide stable tool life even in case of severe cutting with heavy intermittent and heavy roughing
Future Mill series MA 		0.10~0.35												For Aluminum machining • Sharp cutting edge and lubricated top face show excellent chip flow and welding resistance in aluminum machining
Future Mill series P-posi MA 		0.30~0.60												For Aluminum machining • Excellent surface roughness due to buffed surface in machining aluminum

Notice: Application ranges are based on main cutting material








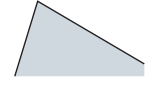



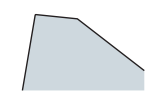




Chip Breakers for milling

Geometry	Cutting edge	Application range														Features		
		feed rate f_n (mm/rev)																
		0.05	0.10	0.15	0.20	0.25	0.30	0.35	0.40	0.80	1.20	1.40	1.60					
		depth of cut a_p (mm)																
		0.1	0.5	1	2	3	4	5	6	8	10	15	20					
Future Mill series P-posi	ML 															For Hard-to-cut material machining • Low cutting resistance and high hardness cutting edges for excellent surface roughness in machining titanium and Inconel		
	MF 															For Light cutting • Low cutting resistance for light cutting		
	MM 															For General cutting • Universal purpose for most of milling applications		
	None C/B 															For Machining high hardness steel • Ideal for machining high hardness mold steel and heat resistant alloy		
Triple Mill series	ML 															For Hard-to-cut material machining • Stable tool life and cutting performance in hard-to-cut material cutting due to low cutting load chip breaker		
	MM 															For General cutting • For general cutting range with optimal shape for general milling		
HFM	MF 															For Light cutting • Chip breaker for cutting with low cutting load is optimal for light cutting		
	None C/B 															For Machining high hardness steel • Shape with hard cutting edge is optimal for high hardness alloy steel machining		

Notice: Application ranges are based on main cutting material






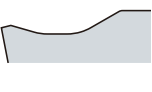


Chip Breakers

Chip Breakers for milling

Geometry	Cutting edge	Application range																Features		
		feed rate f_n (mm/rev)																		
		0.05	0.10	0.15	0.20	0.25	0.30	0.35	0.40	0.80	1.20	1.40	1.60							
depth of cut a_p (mm)																				
0.1 0.5 1 2 3 4 5 6 8 10 15 20																				
HFMD	ML			<div style="display: flex; justify-content: space-between;"> 0.2~1.0 0.30~0.80 </div>																For Hard-to-cut material machining <ul style="list-style-type: none"> Chip breaker for cutting with low cutting load and hard cutting edge ensure high qualified machining
	MF			<div style="display: flex; justify-content: space-between;"> 0.2~1.0 0.30~1.0 </div>																For Light cutting <ul style="list-style-type: none"> Chip breaker for cutting with low cutting load is for light cutting
	MM			<div style="display: flex; justify-content: space-between;"> 0.2~1.0 0.30~1.20 </div>																For General cutting <ul style="list-style-type: none"> Shape for general machining with high feed is available for most machining range
TP2P	MA			<div style="display: flex; justify-content: space-between;"> 0.05~0.25 1.0~16.5 </div>																For Aluminum machining <ul style="list-style-type: none"> Sharp cutting edge for aluminum machining ensures good machinability Buffed surface realizes chip flow and welding resistance
	ML			<div style="display: flex; justify-content: space-between;"> 0.05~0.25 1.0~16.5 </div>																For Hard-to-cut material machining <ul style="list-style-type: none"> Chip breaker for cutting with low cutting load guarantees long tool life and qualified machining in light cutting and HRSA machining
	MM			<div style="display: flex; justify-content: space-between;"> 0.05~0.25 1.0~16.5 </div>																For General cutting <ul style="list-style-type: none"> Specialized shape for general slotting is applicable in most cutting ranges
Pro-XL Mill	MA			<div style="display: flex; justify-content: space-between;"> 0.05~0.20 10~57 </div>																For Aluminum machining <ul style="list-style-type: none"> Sharp cutting edge with buffing on the surface for aluminum machining ensures chip flow and welding resistance
Pro-V Mill	MA			<div style="display: flex; justify-content: space-between;"> 0.10~0.30 1.0~17 </div>																For Aluminum machining <ul style="list-style-type: none"> Shape for general slotting is applicable in most cutting ranges

Notice: Application ranges are based on main cutting material

Chip Breakers for drilling

Geometry	Cutting edge	Application range													Features
		feed rate f_n (mm/rev)													
		0.04	0.063	0.10	0.16	0.25	0.4	0.63	1.0	1.6	2.5	4.0	6.3		
		depth of cut a_p (mm)													
		30	60	90	120	150	180	210	240	270	300	330	900		
King Drill series	PD  	<div style="display: flex; justify-content: space-between;"> 0.04~0.20 60~300 </div>													For General cutting <ul style="list-style-type: none"> Chip breaker with strong cutting edge for universal applications with steel, stainless steel, and cast iron
	LD  	<div style="display: flex; justify-content: space-between;"> 0.04~0.15 40~250 </div>													For Light cutting <ul style="list-style-type: none"> Superior chip control in machining of mild steel, forged steel and stainless steel
	RD  	<div style="display: flex; justify-content: space-between;"> 0.04~0.20 60~300 </div>													Reinforced chipping resistance <ul style="list-style-type: none"> Improved central chipping resistance due to reinforced corners of the King Drill central inserts Excellent cutting performance even in machining where there is frequent corner breakage of central inserts e.g. Machining heat-treated steel or stainless steel, and high feed machining, etc.
	ND  	<div style="display: flex; justify-content: space-between;"> 0.04~0.10 100~400 </div>													Non-ferrous metals <ul style="list-style-type: none"> Chip breaker with sharp and polished cutting edge for aluminum and Non-ferrous metals. Machining with King Drill ensures good chip flow and resistance to chip welding

Notice: Application ranges are based on main cutting material

Inserts

KORLOY constantly tries to expand the range of chip breakers and corner geometries to facilitate customized production that covers many different workpiece materials(P, M, K, S, N) and machining methods(turning, milling and drilling).

We always ensure to enhance customer satisfaction to provide prompt troubleshooting, or higher productivity and machining quality.


- Turning Inserts
- Milling Inserts
- Drilling Inserts
- Inserts for Aluminium Machining
- Multi Functional Tools (Inserts)
- Bearing Inserts
- cBN Inserts
- PCD Inserts

Turning Inserts

» For Turning

CCET


0301005R/L
030101R/L
030102R/L
030104R/L
0401005R/L
040101R/L
040102R/L
040104R/L



CCET-KF

Ultra high precision

0602005MFR/L
060201MFR/L
060202MFR/L
09T3005MFR/L
09T301MFR/L
09T302MFR/L



CCET-KM

Ultra high precision

0602005MFR/L
060201MFR/L
060202MFR/L
09T3005MFR/L
09T301MFR/L
09T302MFR/L




CCGT-AK

060202
060204
060208
09T302
09T304
09T308
120402
120404
120408



CCGT-AR

060202
060204
060208
09T302
09T304
09T308
120402
120404
120408
120412




CCGT-FS

060201
060202
060204
09T301
09T302
09T304
09T308




CCGT-MFN-FS

060201MFN
060202MFN
060204MFN
09T301MFN
09T302MFN
09T304MFN
09T308MFN




CCGT-KF

0301003R/L
030101R/L
030102R/L
030104R/L
0401003R/L
040101R/L
040102R/L
040104R/L
0602003R/L
060201R/L
060202R/L
09T3003R/L
09T301R/L
09T302R/L




CCGT-KM

0602003R/L
060201R/L
060202R/L
060204R/L
09T3003R/L
09T301R/L
09T302R/L
09T304R/L




CCGT-MS

09T301
09T302
09T304




CCGT-MFN-MS

09T301MFN
09T302MFN
09T304MFN



CCGT-VP1


060201
060202
060204
09T301
09T302
09T304



CCGT-VP1

Precision class

060201MFN
060202MFN
060204MFN
09T301MFN
09T302MFN
09T304MFN




CCMT-C25

060202 09T308
060204 120404
060208 120408
09T302 120412
09T304



CCMT-FP

060202
060204
09T302
09T304
09T308




CCMT-HMP

060202 120404
060204 120408
060208 120412
09T302
09T304
09T308



CCMT-MP

060202 120404
060204 120408
060208 120412
09T302
09T304
09T308



CCMT-VF

060202
060204
09T302
09T304
09T308
120404




CCMT-VL

060202 120404
060204 120408
060208 120412
09T304
09T308




CCMT-VP1

060204
09T304
09T308
120404
120408
120412



CNGG-VP1

120402
120404
120408




CNGG-VP3

120404
120408
120412



CNMA

090308 160608
120404 160612
120408 160616
120412 190608
120416 190612
190616



CNMG-B25

120404 190604
120408 190608
120412 190612
160608 190616
160612
160616




Turning Inserts

» For Turning

CNMG-CP

090304 120412
090308 160608
090404 160612
090408
120404
120408



CNMG-GR

120408 190608
120412 190612
120416 190616
160608 190624
160612 250724
160616 250924




CNMG-HA

120404
120408
120412




CNMG-HM

090304
090308
120404
120408
120412
190612




CNMG-LP

090304
090308
120404
120408
120412




CNMG-LW

120408
120412




CNMG-MK

120404 190608
120408 190612
120412 190616
120416
160608
160612
160616




CNMG-MM

090304 160608
090308 160612
090312 160616
090404 190608
090408 190612
090412 190616
120404
120408
120412
120416



CNMG-MP

090304 160608
090308 160612
090312 160616
090404 190608
090408 190612
090412 190616
120404
120408
120412
120416




CNMG-RK

120404 190612
120408 190616
120412
120416
160608
160612
160616



CNMG-RM

120404 190608
120408 190612
120412 190616
120416 250924
160608
160612
160616



CNMG-VB

120404
120408
120412



CNMG-VC

120404
120408
120412



CNMG-VF

090304
090308
120404
120408
120412




CNMG-VL

120404
120408
120412




CNMG-VM

090304 160608
090308 160612
120404 190608
120408 190612
120412 190616
120416




CNMG-VP1

120404
120408




CNMG-VP2

120404
120408
160618
190608
190612
190616




CNMG-VP3

120404 190608
120408 190612
120412 190616
120416
160608
160612
160616




CNMG-VP4

120408
120412
160608
160612
190608
190612




CNMG-VQ

090304
090308
090408
090412
120404
120408
120412




CNMG-VR

120404 160612
120408 160616
120412 190612
120416 190616
120508
120512



CNMG-VW

120404
120408
120412



CNMM-GH


120408 190608
120412 190612
160412 190616
160424 190624
160612 250716
160616 250724
160624 250924



» For Turning


CNMM-GR

120408
120412
190612
190616



CNMM-VH

190612
190616
190624
250724
250924




CNMM-VT

190612
190616
190624
250724
250924




CPGT

080202
080204
080208
090302
090304
090308



CPGT-HMP

090308-HMP



CPMT-C25

060204



CPMT-VF

080204
080208
090304
090308



CPMT-VL


080204
080208
090304
090308



DCET-KF

Precision class

0702005MFR/L
070201MFR/L
070202MFR/L
11T3005MFR/L
11T301MFR/L
11T302MFR/L



DCET-KM


Precision class

0702005MFR/L
070201MFR/L
070202MFR/L
11T3005MFR/L
11T301MFR/L
11T302MFR/L



DCGT-AK/AR


070202
070204
070208
11T302
11T304
11T308
11T312



DCGT-FS

high precision


060201
060202
060204
09T301
09T302
09T304
09T308



DCGT-MFN-FS


Ultra high precision

060201MFN
060202MFN
060204MFN
09T301MFN
09T302MFN
09T304MFN
09T308MFN



DCGT-KF

0702003R/L
070201R/L
070202R/L
070204R/L
11T3003R/L
11T301R/L
11T302R/L
11T304R/L



DCGT-KM


0702003R/L
070201R/L
070202R/L
070204R/L
11T3003R/L
11T301R/L
11T302R/L
11T304R/L



DCGT-MS

high precision


09T301
09T302
09T304



DCGT-MFN-MS

Ultra high precision

09T301MFN
09T302MFN
09T304MFN



DCGT-VP1


070201
070202
070204
11T301
11T302
11T304



DCGT-VP1

Precision class

070201MFN
070202MFN
070204MFN
11T301MFN
11T302MFN
11T304MFN



DCMT-C25

070202
070204
070208
11T302
11T304
11T308



DCMT-FP

Mild steel

070202
070204
070208
11T302
11T304
11T308



DCMT-HMP

070202
070204
070208
11T302
11T304
11T308



DCMT-MP

070202
070204
070208
11T302
11T304
11T308
11T312



DCMT-VF

070202
070204
11T302
11T304
11T308




Turning Inserts

» For Turning

DCMT-VL

070202
070204
070208
11T302
11T304
11T308
11T312



DCMT-VP1

070204
11T304
11T308



DNGG-VP1

150404
150408
150604
150608



DNGG-VP3

150404
150408
150412
150604
150608
150612



DNMA

110408
150404
150408
150412
150604
150608
150612
190608



DNMG-B25

150404 150604
150408 150608
150412 150612




DNMG-CP

110404
110408
110504
110508
150404
150408
150412
150604
150608
150612



DNMG-GR

150408
150412
150416
150608
150612
150616




DNMG-HA

150404
150408
150604
150608




DNMG-HM

110404
110408
150404
150408
150604
150608
150612




DNMG-LP

110402 150404
110404 150408
110408 150412
110504 150604
110508 150608
150612



DNMG-LW

150408
150412
150608
150612



DNMG-MK

150404
150408
150412
150604
150608
150612




DNMG-MM

110404 150404
110408 150408
110412 150412
110504 150416
110508 150604
110512 150608
150612
150616



DNMG-MP

110404 150404
110408 150408
110412 150412
110504 150416
110508 150604
110512 150608
150612
150616



DNMG-RK

150408
150412
150608
150612




DNMG-RM

150404
150408
150412
150416
150604
150608
150612
150616



DNMG-VB

110404
150404
150408
150412
150604
150608
150612



DNMG-VC

150404
150408
150412
150604
150608
150612



DNMG-VF

110402
110404
110408
150404
150408
150412
150604
150608
150612



DNMG-VL

110408
150404
150408
150412
150604
150608
150612



DNMG-VM

110404 150604
110408 150608
110412 150612
150404
150408
150412



DNMG-VP1

150404
150408
150604
150608



DNMG-VP2

150404
150408
150604
150608



» For Turning

DNMG-VP3

150404
150408
150412
150604
150608
150612



DNMG-VP4

150408
150412
150608
150612




DNMG-VQ

110404 150408
110408 150412
110412 150604
110508 150608
110512 150612
150404



DNMG-VR

150408
150412
150608
150612



DNMG-VW

150404
150408
150604
150608




DNMX-SH

150404R/L
150408R/L
150604R/L
150608R/L



DNMX-SR

150404R/L
150408R/L
150604R/L
150608R/L



KNUX-11

160405R/L
160410R/L



KNUX-12

160405R/L
160410R/L



RCGT-AK

0602M0
0803M0
1003M0
1204M0



RCGT-AR

0602M0
0803M0
1003M0
10T3M0
1204M0



RCMT-VM

0803M0
10T3M0
1204M0
1606M0



RCMX

1003M0
1204M0
1606M0
2006M0
2507M0
3209M0




RNMG-B25

090300
120400
150600
190600
250600
250900
310900




SCGT-AK/AR

09T302
09T304
09T308
120404
120408
120416



SCMT-C25

060204
09T304
09T308
120404
120408



SCMT-FP

Mild steel

09T304
09T308




SCMT-HMP

09T304
09T308
120404
120408



SCMT-MP

09T304
09T308
120404
120408
120412




SCMT-VF

09T304




SCMT-VL

09T304
09T308



SNGA

090304 150608
090308 150616
120404 190608
120408 190612
120412




SNGG

090304R/L
090308R/L
120404R/L
120408R/L
120412R/L



SNGG-VP3

120404
120408
120412



Turning Inserts

» For Turning

SNGN

090302 120424
090304 150402
090308 150408
120304 150412
120308 150416
120312 190402
120402 190412
120404 190416
120408 250604
120412 250616




SNGX

120408R



SNMA

090304 150612
090308 150616
090312 190608
120402 190612
120404 190616
120408 190624
120412 250724
120416 250924
120430




SNMG-B25

090308 190608
120404 190612
120408 190616
120412 250716
120416 250724
120420 250924
150608
150612
150616



SNMG-CP

090304
090308
090404
090408
120404
120408
120412



SNMG-GR

120404 190608
120408 190612
120412 190616
150608 190624
150612 250724
250924




SNMG-HA

120404
120408
120412




SNMG-HM

120404
120408
120412



SNMG-LP

090308
090408
120404
120408
120412




SNMG-MK

090308 190608
120404 190612
120408 190616
120412
120416
150608
150612
150616




SNMG-MM

090304 150608
090308 150612
090312 150616
090404 190608
090408 190612
120404 190616
120408 250924
120412
120416




SNMG-MP

090304 120404
090308 120408
090312 120412
090404 120416
090408 150608
090412 150612
190608
190612



SNMG-RK

120404
120408
120412
120416
150612
150616
190612
190616



SNMG-RM

120404 190608
120408 190612
120412 190616
120416 190624
150608 250924
150612
150616



SNMG-VB

120404
120408



SNMG-VC

120408



SNMG-VF

090304
090308
120404
120408
120412



SNMG-VL

120408




SNMG-VM

090304
090308
120404
120408
120412
190612
190616



SNMG-VP2

120404
120408
120412




SNMG-VP3

120404 190608
120408 190612
120412 190616
120416
160608
160612
160616




SNMG-VP4

120408
120412
150612
190608
190612
190616




SNMG-VQ

090304
090408
090412
120404
120408



SNMG-VR

120408
120412
120416
190612
190616



» For Turning

SNMM-GH

120408 250724
120412 250924
150612 250932
190612
190616
190624




SNMM-GR

120408
120412
190612
190616




SNMM-VH

190612
190616
190624
250716
250724
250920
250924



SNMM-VT

190612
190616
190624
250716
250724
250920
250924




SNMX

120408R




SNUN

120408
120412
190412
120412TN
250724TN




SPGA

060204
090308T
090308T-Z




SPGN

070202 120316 150408
070208 120402 150412
090302 120404 150416
090304 120408 150420
090308 120412 190404
120302 120416 190408
120304 120430 190412
120308 120440 190416
120312 150404 190424




SPGR-F

090304
120304




SPGR-M

090308
120308




SPGT

090304R/L
090308R/L




SPMR-F

090304
120304



SPMR-M

090308
120308
120312




SPMT-VF

090304
090308




SPMT-VL

09T304
09T308



SPUN

120304
120308
120308SN
150412
190412
190416
250620



TBGT

060102L
060104L



TBMT-VL

060102



TCGT-AK/AR


090202 16T302
090204 16T304
110202 16T308
110204 16T312
110208 16T316
16T325



TCGT-FS

high precision


110201
110202
110204



TCGT-MFN-FS


Ultra high precision

110201MFN
110202MFN
110204MFN



TCGT-KF

0802003R/L
080201R/L
080202R/L



TCGT-VP1

090204
16T304
16T308



TCMT-C25

090204
090208
110202
110204
110208
16T304
16T308




Turning Inserts

For Turning

TCMT-FP

Mild steel

090208
110204
110208
16T304
16T308




TCMT-HMP

090204 16T304
090208 16T308
110202
110204
110208



TCMT-MP

090204 16T302
090208 16T304
110202 16T308
110204 16T312
110208 220408




TCMT-VF

110202
110204
110208
16T302
16T304



TCMT-VL

090208
110204
110208
16T304
16T308



TCMT-VP1

16T304
16T308




TNGA

110302 220304
110304 220402
160304 220404
160402 220408
160404 220412
160408 270612
270624




TNGG

110304R/L
160402R/L
160404R/L
160408R/L
220404R/L
220408R/L
220412R/L



TNGG-SC

160402R/L
160404R/L



TNGG-VP3

160404
160408



TNGN

110302 220404
110304 220408
110308 220412
160302 220416
160304 220424
160308 270630
160404
160408
160412



TNMA

110308 220420
160404 220432
160408 270608
160412 270612
160416 270616
220404 330924
220408
220412
220416




TNMG-B25

110308 220424
160404 220432
160408 270608
160412 270612
160416 270616
220404 330716
220408 330924
220412
220416



TNMG-CP

110304
110308
160404
160408
160412
220408
220412



TNMG-GR

160408 270608
160412 270612
220408 270616
220412 330924
220416



TNMG-HA

160404
160408
160412
220408



TNMG-HM

110308
160404
160408
160412
220404
220408



TNMG-LP

110304
110308
160404
160408
160412




TNMG-LW

160408
160412



TNMG-MK

160404 220404
160408 220408
160412 220412
160416 220416
270612



TNMG-MM

160404 220404
160408 220408
160412 220412
160416 220416



TNMG-MP

110308 220404
160404 220408
160408 220412
160412 220416
160416 270612



TNMG-RK

160408
160412
160416
220408
220412
220416



TNMG-RM

160404
160408
160412
220408
220412
220416



» For Turning

TNMG-VB

160404
160408
160412
220408
220412



TNMG-VC

160404
160408
160412
220408
220412



TNMG-VF

110304 220404
160404 220408
160408
160412



TNMG-VL

160404
160408
160412
220408
220412



TNMG-VM

110308 220404
160404 220408
160408 220412
160412



TNMG-VP2

160404
160408
160412
220404
220408



TNMG-VP3

160404
160408
160412
220404
220408
220412
220416



TNMG-VP4

160408
160412




TNMG-VQ

110304
160404
160408
160412
220404



TNMG-VR

160404
160408
160412
160416
220408
220412
220416



TNMG-VW

160404
160408



TNMM-GH

160408
220408
220412
220416
270616
270624
330924



TNMM-GR

220408
220412
220416



TNMN

160408
220408
220412



TNMX

160402R
160404R/L
160408R/L
220404R
220408R



TNMX-SH

160404R/L
160408R/L



TNMX-SR

160404R/L
160408R/L




TOEH

060102L
090204L
140304L



TPGH

080202L
080204L
110202L
110204L



TPGN

090204 160316
110302 160404
110304 220404
110308 220408
160302 220412
160304 220430
160308 220440
160310 270408
160312 270608



TPGR-F

110302
110304
160304



TPGR-M

110308
160308




TPGT

080202R/L
110302R/L
110304R/L
110308R/L
160404R/L
160408R/L



TPGX

090202L
090204L
090208L
110304L



Turning Inserts

For Turning

TPMR-F

090202
090204
110302
110304
110308
160304
160308



TPMR-M


110304
110308
160304
160308
160312
220408



TPMT-FP


Mild steel

090202
090204
110302
110304
110308
160404
160408



TPMT-MP

090202 160402
090204 160404
110302 160408
110304
110308



TPMT-VF

110304
110308
160404
160408



TPMT-VL

090204
090208
110304
110308
160404
160408



TPUN

090308 220404
110208 220408
110304 220412
110308 330620
160304 160308TN
160308 160312TN
160312 220412TN



VBGT

160404
160408



VBGT-AK/AR


110302
110304
110308
160402
160404
160408
160412



VBGT-FS

High precision


110301
110302
110304
160401
160402
160404



VBGT-MFN-FS


Ultra high precision

110301MFN
110302MFN
110304MFN
160401MFN
160402MFN
160404MFN



VBGT-KF

1103003R/L
110301R/L
110302R/L



VBGT-KM

1103003R/L
110301R/L
110302R/L
160404R/L




VBGT-VP1

110302
160402
160404



VBMT

160404
160408



VBMT-FP

Mild steel

110302
110304
110308
160404
160408



VBMT-HMP

110304
110308
160404
160408
160412



VBMT-MP

110302
110304
110308
160402
160404
160408
160412



VBMT-VB

110302
110304
110308
160402
160404
160408
160412



VBMT-VF

160404
160408



VBMT-VL

110302
110304
110308
160402
160404
160408
160412



VBMT-VP1


160402
160404
160408



VCET-KF

Precision class

1103005MFR/L
110301MFR/L
110302MFR/L



VCET-KM

Precision class

1103005MFR/L
110301MFR/L
110302MFR/L



» For Turning

VCGT-AK / AR

110301 160402
110302 160404
110304 160408
110308 160412
130302 220516
130304 220525
130308 220530



VCGT-FS

High precision

110301
110302
110304
160401
160402
160404



VCGT-MFN-FS


Ultra high precision

110301MFN
110302MFN
110304MFN
160401MFN
160402MFN
160404MFN



VCGT-KF

1103003R/L
110301R/L
110302R/L



VCGT-KM

1103003R/L
110301R/L
110302R/L



VCGT-MS

High precision

110301
110302
110304



VCGT-MFN-MS

Ultra high precision

110301MFN
110302MFN
110304MFN



VCGT-FN-MS

Ultra high precision

1203008FN
120301FN
120302FN
120304FN



VCGT-VP1


110301
110302
110304
160404
160408



VCGT-VP1

Precision class

110301MFN
110302MFN
110304MFN
1203008FN
120301FN
120302FN
120304FN



VCGX-VP1

Precision class

120300MFR
120301MFR
120302MFR
120304MFR
120308MFR



VCMT-FP

Mild steel

080202
080204
080408
160404
160408



VCMT-HMP

160404
160408



VCMT-MP

080202
080204
110302
110304
160404
160408
160412



VCMT-VF

080202
080204
110304
160404



VCMT-VL

080202
080204
160404
160408
160412



VCMT-VP1

160404
160408



VNGG-HA

160408



VNGG-VP3

160404
160408



VNMG-CP

160404
160408
160412



VNMG-HM

160404
160408
160412



VNMG-MM

160404
160408
160412



VNMG-LP

160404
160408
160412



VNMG-MK

160404
160408
160412



Turning Inserts

» For Turning

VNMG-MP

160404
160408
160412
160416



VNMG-RM

160404
160408
160412



VNMG-VB

160404
160408
160412



VNMG-VC

160404
160408
160412



VNMG-VF

160402
160404
160408
160412



VNMG-VL

160404
160408
160412



VNMG-VM

160404
160408
160412
220404
220408



VNMG-VP3

160404
160408
160412



VNMG-VQ


160404
160408
160412



VPET-KF

Precision class

0802005MFR/L
080201MFR/L
080202MFR/L



VPET-KM

Precision class

0802005MFR/L
080201MFR/L
080202MFR/L



VPGT-VP1

110301
110302
110304



VPGT-VP1


Precision class

110301MFN
110302MFN
110304MFN



WBGT

020102R/L
S30202L
S30204R/L




WNGG-VP3

080404



WNMA

060404
060408
060412
080404
080408
080412
080416



WNMG-B25

080404
080408
080412



WNMG-CP

060404
060408
080404
080408
080412
080416




WNMG-GR

080404
080408
080412
080416



WNMG-HA

060404
060408
080404
080408
080412




WNMG-HM

060404
060408
080404
080408
080412




WNMG-LP

06T308
060404
060408
080404
080408
080412



WNMG-LW

060404
060412
080408
080412



WNMG-MK


060404
080404
080408
080412
080416



» For Turning

WNMG-MM

06T304 080404
06T308 080408
06T312 080412
060404
060408
060412



WNMG-MP

06T304 080404
06T308 080408
060404 080412
060408 080416
060412




WNMG-RK

060408
060412
080404
080408
080412
080416



WNMG-RM

060404
060408
060412
080404
080408
080412



WNMG-VB

080404
080408
080412



WNMG-VC

080404
080408
080412



WNMG-VF

060404
060408
080404
080408
080412



WNMG-VL

060404
080404
080408



WNMG-VM

060404
060408
060412
080404
080408
080412
080416




WNMG-VP2

080404
080408
080412



WNMG-VP3

060408
060412
080404
080408
080412
130612




WNMG-VP4

080408
080412




WNMG-VQ

060404
060408
060412
080404
080408
080412




WNMG-VR

060408
080404
080408
080412
080416




WNMG-VW

060404
060408
080404
080408
080412



WNMM-B25

100608
130612



WNMX-SH

080404R/L
080408R/L



WNMX-SR

080404R/L
080408R/L



Milling Inserts

For Milling

ADKA

150308R
150308SR
150308TR



ADKT-ML

10T304PEER
120408PESR
170608PESR



ADKT-MM

10T304PESR
10T308PESR
10T312PESR
120408PESR
120412PESR
120416PESR
170604PESR
170608PESR
170616PESR
170620PESR



ADLT

150308R
150308SR
150308TR




APKT

1604PDSR




APKT-MA

1604PDFR
160416FR




APKT-MA2

1604PDFR
160416FR
160432FR



APKT-MA3

1604PDFR
160420FR



APKT-MF

1604PDSR



APKT-MM

1604PDSR



APLT

070304R



APMT-MA

0602PDFR	11T308PDFR	180612PDFR
060208PDFR	160404PDFR	180616PDFR
0903PDFR	1604PDFR	180620PDFR
090308PDFR	180604PDFR	180624PDFR
11T3PDFR	1806PDFR	180630R



APMT-MF

11T3PDSR
1604PDSR
1806PDSR
180612PDSR



APMT-ML

0903PDER	1604PDER	180620PDER
090308PDER	180604PDER	180624PDER
11T3PDER	1806PDER	180630R
11T308PDER	180612PDER	
160404PDER	180616PDER	



APMT-MM

060202PDSR	090332R	160416PDSR	180620PDSR
0602PDSR	11T3PDSR	160420R	180624PDSR
060208PDSR	11T308PDSR	160424R	180630R
060212R	11T312PDSR	160430R	180632R
060216R	11T316R	160432R	180640R
0903PDSR	11T318R	160450R	180648R
090308PDSR	11T324R	160464R	180650R
090312R	160404PDSR	1806PDSR	180660R
090316R	1604PDSR	180612PDSR	180664R
090320R	160410PDSR	180616PDSR	



APMT-MN

11T3PDSR-MN2
11T3PDSR-MN3
1604PDSR-MN3
1604PDSR-MN4
1806PDSR-MN3
1806PDSR-MN4



BAMPR-XAF

BAMPR



BAMPR-XAW

BAMPR



BAMPR-XAWR


BAMPR



» For Milling


CDEW-NAF Strengthened Edge

1204R
1204L



CDEW-NAW Strengthened Edge Wiper Insert

1204R
1204L



CDEW-XAW Sharp Edge Wiper Insert

1204R
1204L



CDEW-XAF Sharp Edge

1204R
1204L



CDEW-XCF Sharp Edge

1204R
1204L




CNHQ

1005-C0.5
1305-C0.5
1606-C0.5




CPMH-MM

120408



CPMT-MM

060204
080308
09T308



HECN

090408FN
090408SN
090408TN
110412FN
110412TN



HPEN

090408FN
090408SN
090408EN
110412FN




HPEN-WC

090408
110412




KEL-MF

150608
150608




KEL-QMN

1506QNN
1506QNN




KEL-ANN

1506ANN
1506ANN



LBH

080 300
100 320
120 330
160
200
250



LBH-KF

080 200
100 210
120 250
130 300
160 320
170 330




LBH-KH

080 200
100 210
120 250
130 260
160 300
170 320
330




LBS

080 200
090 210
100 250
110 260
120 300
130 310
160 320
170




LCF

160-D90
200-D90
250-D90




LFH

100
120
160
200
250
300
320




LRH/LR

100-R05 130-R05 170-R10 250-R05 300-R20 330-R10
100-R10 130-R10 200-R05 250-R10 300-R30 330-R20
100-R20 160-R05 200-R10 250-R20 310-R05 330-R30
110-R05 160-R10 200-R20 250-R30 320-R10
120-R05 160-R20 200-R30 260-R05 320-R20
120-R10 160-R30 210-R05 260-R10 320-R30
120-R20 170-R05 210-R10 300-R10 330-R05



LRH



LR

Special type

LDET

650540PPFR-MA
650550PPFR-MA




Milling Inserts

For Milling


LNCS

1907-C1.5-WC
1907-R3.0-WC



LNE

324-R0.8
324-C1.0




LNEX-MA

100605PNR
151004PNR
151008PNR




LNKT-MA

080404PNR
080408PNR
080412PNR
080416PNR
140604PNR
140608PNR
140612PNR
140616PNR 170712PNR
170704PNR 170716PNR
170708PNR 170720PNR




LNKT-ML

080404PNR
080408PNR
080412PNR
080416PNR
140604PNR
140608PNR
140612PNR
140616PNR 170712PNR
170704PNR 170716PNR
170708PNR 170720PNR



LNKT-MM

080404PNR
080408PNR
080412PNR
080416PNR
140604PNR
140608PNR
140612PNR
140616PNR 170712PNR
170704PNR 170716PNR
170708PNR 170720PNR



LNM(E)X-MF

100605PNR
100608PNR
151004PNR
151008PNR
151016PNR



LNM(E)X-MM

100605PNR
100608PNR
100605PNL
151004PNR
151008PNR
151016PNR
151008PNL



LNMX-MF

060310R
100412R



LNMX-ML

040205R
060310R
100412R




LNMX-MM

040205R
060310R
100412R



LPEW

040210R
040220R




LPMT-MF

040210R
040220R



LPMW

040210R
040220R



LXET-MA

250404PEFR-32 250412PEFR-40 340504PEFR-63
2504PEFR-32 250416PEFR-40 3405PEFR-63
250412PEFR-32 340504PEFR-50 340512PEFR-63
250416PEFR-32 3405PEFR-50 340516PEFR-63
250404PEFR-40 340512PEFR-50
2504PEFR-40 340516PEFR-50



LXET-ML

250404PEER-32 250412PEER-40 340504PEER-63
2504PEER-32 250416PEER-40 3405PEER-63
250412PEER-32 340504PEER-50 340512PEER-63
250416PEER-32 3405PEER-50 340516PEER-63
250404PEER-40 340512PEER-50
2504PEER-40 340516PEER-50



MPMT

090308
120408




OFCN

0704SN
0704FN
070408SN
070408FN
070408TN



OFCW

05T3SN
05T3FN
05T308FN



OFKR-MA

0704FN
0704EN



OFKR-MF

0704SN
070408SN



OFKR-MM

0704SN
070408SN



» For Milling

OFKT-MA

05T3FN
05T3EN
0704FN
0704EN



OFKT-MF

05T3SN
05T308SN



OFKT-MM

05T3SN
05T308SN
0704SN



ONHX-MF

060608
080608
0606ANN
0806ANN



ONHX-ML

060608
080608



ONHX-MM

060608
080608
0606ANN
0806ANN



ONHX-MA

060608
080608




ONHX-W

060608
080608



ONMX-MF

060608
080608
0606ANN
0806ANN




ONMX-MM

060608
080608
0606ANN
0806ANN



ORG

265
325
405
470




PNEJ

1223N 1260N
1225N 1265N
1230N 1270N
1235N 1275N
1240N 1285N
1245N
1250N
1255N




PNEJ-C

1223N-C03 1255N-C05
1230N-C03 1260N-C05
1235N-C03 1265N-C05
1240N-C05 1270N-C05
1245N-C05 1275N-C05
1250N-C05



RC

16
20
25
30
32



RDCT-MA

10T3M0
1204M0



RDHW

0501M0F 0803M0F
0501M0E 0803M0E
0501M0S 0803M0S
06T1M0F 1605M0F
06T1M0E 1605M0E
06T1M0S 1605M0S
0702M0F 2006M0F
0702M0E 2006M0E
0702M0S 2006M0S



RDKT-MF

10T3M0
1204M0
1605M0



RDKT-ML

1605M0



RDKT-MM

10T3M0
1204M0
1605M0
2006M0



RDKW

0501M0E
06T1M0E
0702M0E
0803M0E



REKR-MM

170400




RNMX-ML

1204M0E



RPCT-MA

10T3M0
1204M0
1606M0
2007M0



RPET-ML

0803M0E
103T0E
1204M0E
1606M0E
2007M0E



Milling Inserts

» For Milling

RPMT-MF

0803M0E
10T3M0E
1204M0E
1606M0E
2007M0E



RPMT-MM

0803M0S
10T3M0S
1204M0S
1606M0S
2007M0S



RPMW

0803M0E1
10T3M0E1
1204M0S1
1204M0S2
1606M0S1
2007M0S1



SAGX-ML

140808ANER




SAGX-MM

140808ANER



SNMX-MM

140808ANER




SDCN

42M	53M-G	1203AESN
42M-G	53MT	1203AESN-RH
42MT	53MT-RH	1504AEEN
42MT-RH	53MT-S20	1504AEEN-RH
42MT-S20	1203AEEN	1504AESN
53M	1203AEEN-RH	1504AESN-RH




SCKN

220715DDSR-MM
280920DDSR-MM




SDET-MA

09M402R
09M404R
09M405R
130504R



SDET-MF

09M405R
130508R



SDET-MM

09M405R
130508R




SDKN-CM

42MT




SDKN-MU

1203AESN
1504AESN




SDKN-SU

1203AESN
1504AESN




SDKR-MX

1203AESN
1203AETN
1203AEN
1504AESN
1504AETN
1504AEN




SDMT-MM

090308




SDXT-MA

09M405R
130508R



SDXT-MF

09M403R
09M403L
09M404R
09M404L
09M405R
09M405L
130508R



SDXT-MM

09M405R
09M405L
130508R
130508L
130538




SECA

1204AFSN
1204AFTN
1204AFFN
1204AFEN
1504AFSN
1504AFTN
1504AFFN



SECN

1203AFFN	1203AFSN-RH	1504AFSN
1203AFTN	1203AFTN-S20	1504AFEN-RH
1203AFEN	1504AFFN	1504AFSN-RH
1203AFSN	1504AFTN	1504AFTN-S20
1203AFEN-RH	1504AFEN	



SEET-MA

0903AGFN
14M4AGFN



» For Milling


SEET-MF

0903AGSN
14M4AGSN




SEET-MM

0903AGSN
14M4AGSN




SEEW

0903AGTN
14M4AGTN




SEEW-W

14M4AGFN
14M4AGSN
14M4AGTN




SEKN-SU

1203AFSN
1504AFSN




SEKR-MX

1203AFSN
1504AFSN




SEMN

1204AZ



SEXT-MF

0903AGSN
14M4AGSN




SEXT-MM

0903AGSN
14M4AGSN



SEXT-MR

0903AGSN
14M4AGSN




SFCN

1203EFR




SNC(M)F-MF

1206ANN
1507ANN




SNC(M)F-MF

1206ENN
1507ENN




SNC(M)F-MM

1206QNN




SNC(M)F-MM

1206ANN
1507ANN




SNC(M)F-MM

1206ENN
1507ENN



SNC(M)F-MM

1206QNN




SNCN

1204ENN
1504ENN



SNEF

435
535



SNEU-MF

120420




SNEU-MF

1204ANN



SNEU-TBW

1204



SNEU-WMF

1204R



SNEX

101010
1010ZNN



Milling Inserts

For Milling

SNEX-CU1

101010
1010ZNN
121212
1212ZNN




SNEX-MA

1206ANN
1206ENN
1206QNN
120612




SNEX-ML

1206ANN
1206ENN
1206QNN
120612
1507ANN
1507ENN




SNEW

09T3ADFR



SNEW-NAF


09T3ADTR-NAF
09T3ADTR-NAW



• NAW: Wiper insert

SNEW-XAF

09T3ADTR-XAF
09T3ADTR-XAW



• XAW: Wiper insert

SNHT-WX

1102308R	1206508R	1204508L
110308R	120708R	120508L
1203508R	1207508R	1205408L
120408R	1102308L	120608L
1204508R	110308L	1206508L
120508R	120308L	120708L
1205408R	1203508L	1207508L
120608R	120408L	



SNKN

1204ENN
1504ENN




SNM(E)X-MF

1206ANN
1507ANN




SNM(E)X-MF

1206ENN
1507ENN



SNM(E)X-MF

1206QNN
120612




SNM(E)X-MM

1206ANN
1507ANN




SNM(E)X-MM

1206ENN
1507ENN



SNM(E)X-MM

1206QNN
120612



SNEX-W

1206ANN




SPCN

1203EDR	1203EDTR-RH	1504EDR-G
1203EDR-RH	1203EDR-S20	1504EDR-RN
1203EDL	150412T	1504EDR-RH
1203EDR-G	1504EDR	1504EDSR-RH
1203EDR-RN	1504EDR-RH	1504EDTR-RH
1203EDR-RH	1504EDSR	1504EDR-S20
1203EDSR-RH	1504EDL	




SPEN-WC

120416
150412
150416
150420
150424
190424




SPEX

1203EDR-1
1203EDL-1
1504EDR-1
1504EDL-1




SPFN

200-N
300-N
400-N




SPKN-MU

1203EDSR
1504EDSR



SPKN-SU

1203EDSR
1203EDSL
1504EDSR
1504EDSL



SPKR-MX


1203EDSR
1203EDSL
1504EDR
1504EDSR



» For Milling

SPMN

120308




SPMT

060304



SPMT-KC

110408



SPMT-MM

120408-MM
120508-MMN

TEC(E)N


TECN

22R 43R-G
22TR 43TR-Z
32R 43TR
32R-G
32TR
32TR-S20


TEEN

43R-Z
43TR-Z
43TR-ZH
43R
43R-G
43TR
43TR-S20

TFCN

2203PFR
2203PFL

TNKT-ML

110508PEER
160608PEER
200708PEER

TNKT-MM

110508PESR
160608PESR
200708PESR

TNMX-NM


2710AZNR
2710AZNL
3012PNR

TPCN

1103PPN 1603PPSR 1603PDR-RN 2204PDTR
1103PPTN 1603PPTN 2204PDR 2204PPN
1603PDR 1603PPTR 2204PDR-RH 2204PPTN
1603PPN 1603PPTR-RH 2204PDR-RN 2204PDR-RH
1603PPR 1603PDER-RH 2204PDR-G 2204PDER-RH
1603PPR-RH 1603PDSR-RH 2204PDL 2204PDSR-RH
1603PPR-G 1603PDR-S20 2204PDSR 2204PDR-S20

TPKN-MU

2204PDSR-MU



TPKN-SU

1603PDSR
1603PDSL
2204PDSR
2204PDSL

TPKR-MX

1603PDSN
1603PDSR
1603PPR
1603PPSN
1603PPSR
2204PDR
2204PDSR
2204PPR

TWX-KC

16R
22R

VCKT-MA

220530N



VDKT-MA

11T210N
11T220N


WDKT-MH

080316ZDSR
10T320ZDSR
130520ZDSR
150625ZDSR

WNGX-MA

040304PNFR
040308PNFR
040312PNFR
040316PNFR
080604PNFR
080608PNFR
080612PNFR
080616PNFR
080620PNFR

WNGX-ML

040304PNER
040308PNER
040312PNER
040316PNER
080604PNER
080608PNER
080612PNER
080616PNER
080620PNER

WNGX-MM

040304PNSR
040308PNSR
040312PNSR
040316PNSR
080604PNSR
080608PNSR
080612PNSR
080616PNSR
080620PNSR

WNMX-MF

060312ZNN
09T316ZNN
130520ZNN
160720ZNN

WNMX-ML


060312ZNN
09T316ZNN
130520ZNN
160720ZNN

Milling Inserts

» For Milling

WNMX-MM

060312ZNN
09T316ZNN
130520ZNN
160720ZNN



XCET-KC

310404ER




XDET-MA

190504PEFR
190508PEFR
190512PEFR
190516PEFR
190520PEFR
190524PEFR
190530PEFR
190532PEFR
190540PEFR
190550PEFR



XEKT-MA

19M504FR 250604FR
19M508FR 250608FR
19M512FR 250612FR
19M516FR 250616FR
19M518FR 250620FR
19M520FR 250630FR
19M530FR 250632FR
19M532FR 250640FR
19M540FR 250650FR
19M550FR




XEKT-ML

19M504ER 250604ER
19M508ER 250608ER
19M512ER 250612ER
19M516ER 250616ER
19M518ER 250620ER
19M520ER 250630ER
19M530ER 250632ER
19M532ER 250640ER
19M540ER 250650ER
19M550ER




XNCT-MA

080504PNFR
080508PNFR
080512PNFR
080520PNFR
120608PNFR



XNKT-ML

060405PNER
060408PNER
080504PNER
080508PNER
080512PNER
080516PNER
080520PNER
120608PNER
120612PNER
120616PNER
120620PNER



XNKT-MM

060405PNSR
060408PNSR
080504PNSR
080508PNSR
080512PNSR
080516PNSR
080520PNSR
120604PNSR
120608PNSR
120612PNSR
120616PNSR
120620PNSR



XNMX-ML

0606XNR



XNMX-ML

060608



XPMT-MM

0802ER
1003ER
13T3ER
1604ER
1805ER
2006ER
2507ER



ZDMT-R-MM

080310R
110312.5R
130416R



ZPET-MM

Internal

080M 140M
090M 150M
100M 160M
110M 200M
125M 250M
130M



ZPET-MM

External

080S 140S
090S 150S
100S 160S
110S 200S
125S 250S
130S



ZPMT-MM

1504PPSR-MM
1505PPSR-MMN



ZPMT-R-MM

160520R
160525R
160531.5R



ZPMT-R-MR

160525R



< Drilling Inserts >

» For Drilling


SPET-ND

040204 11T308
050204 130410
060205 15M510
07T208 180510
090308



SPMT-LD

060205
07T208
090308
11T308
130410
15M510
180510




SPMT-PD

040204 07T208 130410
050204 090308 15M510
060205 11T308 180510





TPDB Plus

TPD100B ~109B	TPD180B ~189B	TPD260B ~269B
TPD110B ~119B	TPD190B ~199B	TPD270B ~279B
TPD120B ~129B	TPD200B ~209B	TPD280B ~289B
TPD130B ~139B	TPD210B ~219B	TPD290B ~299B
TPD140B ~149B	TPD220B ~229B	TPD300B ~309B
TPD150B ~159B	TPD230B ~239B	TPD310B ~319B
TPD160B ~169B	TPD240B ~249B	TPD320B ~329B
TPD170B ~179B	TPD250B ~259B	




TPDB-F/H

TPD140B-H ~ 149B-H	TPD230B-H ~ 239B-H
TPD150B-H ~ 159B-H	TPD240B-H ~ 249B-H
TPD160B-H ~ 169B-H	TPD250B-H ~ 259B-H
TPD170B-H ~ 179B-H	TPD260B-H ~ 269B-H
TPD180B-H ~ 189B-H	TPD270B-H ~ 279B-H
TPD190B-H ~ 199B-H	TPD280B-H ~ 289B-H
TPD200B-H ~ 209B-H	TPD290B-H ~ 299B-H
TPD210B-H ~ 219B-H	TPD300B-H ~ 309B-H
TPD220B-H ~ 229B-H	



TPDC-CP

TPDC12□□	TPDC19□□	TPDC26□□
TPDC13□□	TPDC20□□	TPDC27□□
TPDC14□□	TPDC21□□	TPDC28□□
TPDC15□□	TPDC22□□	TPDC29□□
TPDC16□□	TPDC23□□	TPDC30□□
TPDC17□□	TPDC24□□	
TPDC18□□	TPDC25□□	




TPDC-CM

TPDC12□□	TPDC19□□	TPDC26□□
TPDC13□□	TPDC20□□	TPDC27□□
TPDC14□□	TPDC21□□	TPDC28□□
TPDC15□□	TPDC22□□	TPDC29□□
TPDC16□□	TPDC23□□	TPDC30□□
TPDC17□□	TPDC24□□	
TPDC18□□	TPDC25□□	




TPDC-CN

TPDC12□□	TPDC19□□	TPDC26□□
TPDC13□□	TPDC20□□	TPDC27□□
TPDC14□□	TPDC21□□	TPDC28□□
TPDC15□□	TPDC22□□	TPDC29□□
TPDC16□□	TPDC23□□	TPDC30□□
TPDC17□□	TPDC24□□	
TPDC18□□	TPDC25□□	




TPDC-CP-FC

TPDC12□□CP-FC	TPDC19□□CP-FC	TPDC26□□CP-FC
TPDC13□□CP-FC	TPDC20□□CP-FC	TPDC27□□CP-FC
TPDC14□□CP-FC	TPDC21□□CP-FC	TPDC28□□CP-FC
TPDC15□□CP-FC	TPDC22□□CP-FC	TPDC29□□CP-FC
TPDC16□□CP-FC	TPDC23□□CP-FC	TPDC30□□CP-FC
TPDC17□□CP-FC	TPDC24□□CP-FC	
TPDC18□□CP-FC	TPDC25□□CP-FC	




TPDC-XP

TPD0800XP	TPD0900XP	TPD1000XP	TPD1100XP
TPD0810XP	TPD0910XP	TPD1010XP	TPD1110XP
TPD0820XP	TPD0920XP	TPD1020XP	TPD1120XP
TPD0830XP	TPD0930XP	TPD1030XP	TPD1130XP
TPD0840XP	TPD0940XP	TPD1040XP	TPD1140XP
TPD0850XP	TPD0950XP	TPD1050XP	TPD1150XP
TPD0860XP	TPD0960XP	TPD1060XP	TPD1160XP
TPD0870XP	TPD0970XP	TPD1070XP	TPD1170XP
TPD0880XP	TPD0980XP	TPD1080XP	TPD1180XP
TPD0890XP	TPD0990XP	TPD1090XP	TPD1190XP




WCMT-G20N

030208
040208
050308
06T308
080408
080412




WCMT-G21N

030204
040204
040208
050308
06T308
080408



XOET-ND

040204
050204
060204
07T205
090305
11T306
130406
15M508
180508



XOMT-LD

060204
07T205
090305
11T306
130406
15M508
180508



XOMT-PD

040204
050204
060204
07T205
090305
11T306
130406
15M508
180508



XOMT-RD

07T207
090308
11T309
130410
15M511
180512



Inserts for Aluminium Machining

» For Turning


CCGT-AK

060202 120402
060204 120404
060208 120408
09T302
09T304
09T308




CCGT-AR

060202 120402
060204 120404
060208 120408
09T302 120412
09T304
09T308




DCGT-AK

070202
070204
070208
11T302
11T304
11T308
11T312



DCGT-AR

070202
070204
070208
11T302
11T304
11T308
11T312



RCGT-AK

0602M0
0803M0
1003M0
1204M0



RCGT-AR

0602M0
0803M0
1003M0
10T3M0
1204M0




SCGT-AK

09T302
09T304
09T308
120404
120408
120416




SCGT-AR

09T302
09T304
09T308
120404
120408
120416




TCGT-AK

090202 16T302
090204 16T304
110202 16T308
110204 16T312
110208 16T316
16T325



TCGT-AR

090202 16T302
090204 16T304
110202 16T308
110204 16T312
110208 16T316
16T325



VBGT-AK

110302
110304
110308
160402
160404
160408
160412



VBGT-AR

110302
110304
110308
160402
160404
160408
160412



VCGT-AK

110301 160402
110302 160404
110304 160408
110308 160412
130302 220516
130304 220525
130308 220530



VCGT-AR

110301 160402
110302 160404
110304 160408
110308 160412
130302 220516
130304 220525
130308 220530



» For Milling


APKT-MA

1604PDFR
160416FR



APKT-MA2

1604PDFR
160416FR
160432FR



APKT-MA3

1604PDFR
160420FR



APMT-MA

0602PDFR 11T308PDFR 180612PDFR
060208PDFR 160404PDFR 180616PDFR
0903PDFR 1604PDFR 180620PDFR
090308PDFR 180604PDFR 180624PDFR
11T3PDFR 1806PDFR 180630R



CDEW-XCF

1204R
1204L



LNEX-MA

100605PNR
151004PNR
151008PNR




LXET-MA

250404PEFR-32 250412PEFR-40 340504PEFR-63
2504PEFR-32 250416PEFR-40 3405PEFR-63
250412PEFR-32 340504PEFR-50 340512PEFR-63
250416PEFR-32 3405PEFR-50 340516PEFR-63
250404PEFR-40 340512PEFR-50
2504PEFR-40 340516PEFR-50



OFKR-MA

0704FN
0704EN



OFKT-MA

05T3FN
05T3EN
0704FN
0704EN



ONHX-MA

060608
080608




RDCT-MA

10T3M0
1204M0



RPCT-MA

10T3M0
1204M0
1606M0
2007M0




SDET-MA

09M402R
09M404R
09M405R
130504R



SDXT-MA

09M405R
130508R



SEET-MA

0903AGFN
14M4AGFN



SNEX-MA

1206ANN
1206ENN
1206QNN
120612



VCKT-MA

220530N




VDKT-MA

11T210N
11T220N



XEKT-MA

19M504FR 19M520FR 250604FR 250630FR
19M508FR 19M530FR 250608FR 250632FR
19M512FR 19M532FR 250612FR 250640FR
19M516FR 19M540FR 250616FR 250650FR
19M518FR 19M550FR 250620FR



XNCT-MA

080504PNFR
080508PNFR
080512PNFR
080520PNFR
120608PNFR



Inserts for Aluminium Machining

» For Grooving

KGGN-A

200-02
300-02
400-04
500-04
600-04



KGGN-A

Type singular

200S-02
300S-02
400S-04
500S-04
600S-04



KRGN-A

300
400
500
600
800



MGGN-A

300-02 400-08
300-04 500-02
300-08 500-04
400-02 500-08
400-04



MRGN-A

300
400
500
600
800



MRGN-A

6N
8N



MRGN-A5

6N
8N



MRGN-AM

6N
8N




MRGN-AP

6N
8N



MVGN

8N-A-R1.2
8N-A-R1.6



» For Drilling


SPET-ND

040204 11T308
050204 130410
060205 15M510
07T208 180510
090308



XOET-ND

040204 11T306
050204 130406
060204 15M508
07T205 180508
090305



Multi Functional Tools (Inserts)

» KGT

KGGN-A

Holder
KGEHR/L
KGEVR/L
KGFHR/L
KGFVR/L
Width
: 2.0 ~ 6.0mm



KGGN-A

Type singular

Holder
KGTB
Width
: 2.0 ~ 6.0mm



KGGN-B

Holder
KGEHR/L
KGEVR/L
KGFHR/L
KGFVR/L
Width
: 2.65 ~ 8.0mm



KGGN-R

Holder
KGEHR/L
KGEVR/L
KGFHR/L
KGFVR/L
Width
: 2.0 ~ 8.0mm



KGGN-R

Type singular

Holder
KGTB
Width
: 2.0 ~ 8.0mm



KGMI-T

Holder
KGIVR/L
Width
: 2.0 ~ 4.0mm



KGML-LP

Holder
KGEHR/L
Width
: 2.0 ~ 4.0mm



KGML-RP

Holder
KGEHR/L
Width
: 2.0 ~ 4.0mm



KGMN-L

Holder
KGEHR/L
KGEVR/L
KGFHR/L
KGFVR/L
KGIVR/L
Width
: 2.0 ~ 6.0mm



KGMN-R

Holder
KGEHR/L
KGEVR/L
KGFHR/L
KGFVR/L
KGIVR/L
Width
: 1.5 ~ 8.0mm




KGMN-T

Holder
KGEHR/L
KGEVR/L
KGFHR/L
KGFVR/L
KGIVR/L
Width
: 1.5 ~ 8.0mm



KGMR-LP

Holder
KGEHR/L
Width
: 2.0 ~ 5.0mm



KGMR-RP

Holder
KGEHR/L
Width
: 2.0 ~ 5.0mm



KRGN-A

Holder
KGEHR/L
KGEVR/L
KGEUR/L
KGFHR/L
KGFVR/L
KGIUR/L
Width
: 3.0 ~ 8.0mm



KRMI-C

Holder
KGIVR/L
Width
: 2.0 ~ 4.0mm



KRMN-C

Holder
KGEHR/L
KGEVR/L
KGEUR/L
KGFHR/L
KGFVR/L
KGIVR/L
KGIUR/L
Width
: 2.0 ~ 8.0mm



» MGT

MFMM

Holder
MGFHR/L
MGFVR/L
Width
: 3.0mm



MGGN-A

Holder
MGEHR/L
MGEVR/L
MGIVR/L
Width
: 3.0 ~ 5.0mm



MGGN-M

Holder
MGEHR/L
MGEVR/L
MGIVR/L
Width
: 3.0 ~ 6.0mm




MGMN-G

Holder
MGEHR/L
MGEVR/L
MGIVR/L
MGFHR/L
MGFVR/L
Width
: 1.5 ~ 6.0mm



MGMN-L

Holder
MGEHR/L
MGEVR/L
MGIVR/L
MGFHR/L
MGFVR/L
Width
: 2.0 ~ 5.0mm




MGMN-M

Holder
MGEHR/L
MGEVR/L
MGIVR/L
MGFHR/L
MGFVR/L
Width
: 2.0 ~ 8.0mm




MGMN-R

Holder
MGEHR/L
MGEVR/L
MGIVR/L
MGFHR/L
MGFVR/L
Width
: 1.5 ~ 6.0mm



MGMN-T

Holder
MGEHR/L
MGEVR/L
MGIVR/L
MGFHR/L
MGFVR/L
Width
: 1.5 ~ 6.0mm



Multi Functional Tools (Inserts)

» MGT

MGMR/L-PS

Holder
MGEHR/L

Width
: 3.0 ~ 5.0mm



MGMR/L-PT

Holder
MGEHR/L

Width
: 2.0 ~ 5.0mm



MRGN-A

Holder
MGEHR/L
MGEUR/L
MGEVR/L
MGIUR/L
MGIVR/L

Width
: 4.0 ~ 5.0mm



MRMN-M


Holder
MGEHR/L
MGEUR/L
MGEVR/L
MGIUR/L
MGIVR/L

Width
: 2.0 ~ 8.0mm



MVGN

Holder
MGEHR/L
MGIUR/L-MV




» K Notch

KNG

Holder
KNSR

Width
: 0.79 ~ 6.35mm



KNGP

Holder
KNSR

Width
: 0.79 ~ 6.35mm



KNR

Holder
KNSR


Width
: 1.57 ~ 6.35mm



KNRP

Holder
KNSR


Width
: 1.57 ~ 6.35mm



KNB

Holder
KNSR


Width
: 3.81 ~ 6.48mm



KNT

Holder
KNSR

Width
: 3.81 ~ 6.48mm



» For Parting

KSP

200-020-N
300-020-N
400-025-N
500-025-N
600-035-N


Holder
KSPB



SP

160 300L 600
180 400 600R
200 400R 600L
200R 400L 800
200L 500 900
300 500R
300R 500L

Holder
SPB/SPB-S, SPH/SPH-S



POB

Holder
PH

Width
: 3.0 ~ 5.0mm



» For Grooving

BF

Holder
GFT, GFIP



DB

Holder
DBH

Width
: 3.0 ~ 8.0mm



DC

Holder
DBH

Width
: 3.0 ~ 5.0mm



FGD/FGM/FMM

Holder
FGHH
FGVH

Width
: 3.0 ~ 5.0mm



» For Grooving

GO

Holder

GH

Width

: 2.5 ~ 4.1mm




GS

Holder

GH

Width

: 1.23 ~ 4.28mm



GW

Holder

GFT

GFP

Width

: 1.1~8.0mm



IG

Holder

IGH

Width

: 1.25 ~ 2.8mm



TB

Holder

TBH

Width

TB3: 1.25 ~ 4.3mm

TB4: 1.25 ~ 4.5mm



TB-M

Holder

TBH

Width

TB4-M: 1.5 ~ 4.5mm

TB5-M: 0.5 ~ 3.18mm



» For Micro Boring Tools

NFTF, NFTG, NFTT

Holder : NFTIH

※ for Internal Grooving, Threading and Copy machining



» For Threading


< Standard >

- Partial profile 60°
- Partial Profile 55°
- ISO Metric (Full Profile)
- American UN (Full Profile)
UN, UNC, UNF, UNEF
- Whitworth (Full Profile)
BSW, BSF, BSP
- British Standard Pipe thread
(Full Profile) BSPT
- National Pipe Thread
(Full Profile) NPT
- National Pipe Threads-Dryseal
(Full Profile) NPTF
- Round DIN 405
- Trapez DIN 103
- American ACME
- Stub ACME
- UNJ
- American Buttress
- British Buttress
- Metric Buttress-Sagengewinde
- API
- API Buttress Casing
- API Round Casing & Tubing
- EL-Extreme Line

ER

Holder


ER(L)H / ER(L)H-C



ERM

Holder

ER(L)H / ER(L)H-C



ERM-U

Holder


ER(L)H / ER(L)H-C



IR

Holder

IR(L)H / IR(L)H-C



IRM

Holder

IR(L)H / IR(L)H-C



IRM-U

Holder

IR(L)H / IR(L)H-C




< Bearing/cBN Inserts >

» For R-Chamfering

MC

0906 1212 1525
0910 1215 1530
1206 1220 1540
1210 1225


Holder
CMSN...F
CMSN...B



MC

1206 1220
1210 1230
1212 1235
1215

Holder
CMSN...F
CMSN...B



» Internal Turning

RPGT

0802M0 1604M0
1203M0 2004M0

Holder
SRGP...E
SRGP...F
SRGP...B



SPGR

120440L


Holder
CSKP...B



SPGH

090330L

Holder
SSKP...B



» Machining for Race-way

KORIC

2204R/L 3806R/L
2704R/L 4408R/L
3306R/L

Holder
CKFN...RW
CKGN...RW



SNGN-W

0903WR/L
1504WR/L
1905WR/L

Holder
CSGN...RW




» Machining for Bearing Shield

SNGN-S

0903SR/L
1204SR/L
1504SR/L

Holder
CSBN...BS
CSKN...BS



TNGN

2204SR/L


Holder
STGN...BS



» Regrinding Type (Negative/Positive)


CNMA

120404
120408




DNMA

150404
150408



TNMA

160404
160408




VNMA

160404
160408




CCMW

09T304



DCGW

11T308



VBMW

160404
160408



TPGB

110304
110308




< cBN Inserts >

» Multi-Corner Type (Negative)


2NU-CNGA

120404	120404WF	120408W	120412T
120404F	120408	120408WF	120412W
120404T	120408F	120412	120412WT
120404W	120408T	120412F	




4NU-CNGA

120404
120408
120412




4NS-CNGA

120408
120412




2NU-DNGA

150404
150404F
150404T
150408
150408F
150408T
150412
150412F
150412T
150604
150608




4NU-DNGA

150404
150408
150412
150608




4NS-DNGA

150608
150612




4NU-SNGA

120404
120408




3NU-TNGA

160404
160404T
160408
160408F
160408T
160412



2NU-VNGA


160404
160404F
160404T
160408
160408F
160408T



» Multi-Corner Type (Positive)


2NU-CCGW

060202	09T302
060202T	09T304
060204	09T304T
060204F	09T308
060204T	09T308T
060208	09T308W




2NU-DCGW

070204
070208
070208T
11T302
11T304
11T304F
11T304T
11T308
11T308T




3NU-TCGW

090204
090204F
090204T




3NU-TPGW

110304
110304F
110304T
110308
110308F
110308T




3NU-TPGN

110308
160304
160308




3NU-TPGB

110304
110304T
110308
110308F
110308T



2NU-VBGW

160402
160404
160404F
160404T
160408
160408F
160408T



2NU-VCGW

160404
160404F
160404T
160408
160408F
160408T



< PCD Inserts >

» PCD Inserts (Negative/Positive)

BAMPR-XAF

BAMPR



BAMPR-XAW

BAMPR



BAMPR-XAWR

BAMPR



CDEW-NAF

Strengthened Edge

1204R
1204L



CDEW-NAW

Strengthened Edge Wiper Insert

1204R
1204L



CDEW-XAW

Sharp Edge Wiper Insert

1204R
1204L



CDEW-XAF

Sharp Edge

1204R
1204L



CDEW-XCF

Sharp Edge

1204R
1204L




CNMM

120404
120408




DNMM

150404
150408



CCMW

120404




CCMT

060202
060204
09T304
09T308




DCMT

070202
070204
11T302
11T304
11T308




DCGT

11T304




TPGW

080204
090204
090208
110304
110308



VBGW

160404




VBMT

110304
110308
160404
160408




VCMT

110304
110308
160404
160408




TPGN

110304
110308



SPGN

090304



Turning Tools

KORLOY holders contribute to improving machining quality and tool life by employing excellent durability and strong clamping. KORLOY responds to customer demands for a variety of holder shapes that are proper for each machining route.

- Tool Holders (ISO Type)
- Boring Bars (ISO Type)
- Save Turn
- Auto Tools
- Multi Functional Tools (Holders)

» Double Clamp System

DCBNR/L

2020-K12
2525-M12
3225-P12
2525-M16
3232-P16
3232-P19
4040-S19



DCKNR/L

2020-K12
2525-M12
3225-P12
3232-P16
4040-S16



DCLNR/L

2020-K09 3225-P16
2525-M09 3232-P16
2020-K12 2525-M19
2525-M12 3225-P19
3225-P12 3232-P19
3232-P12 4040-S19
2525-M16



DDJNR/L

2020-K11
2525-M11
3225-P11
3232-P11
2020-K15
2525-M15
3225-P15
3232-P15
2020-K15-3
2525-M15-3
3232-P15-3



DSBNR/L

2020-K09
2525-M09
2020-K12
2525-M12
3225-P12
3232-P12
2525-M15
3225-P15
3232-P15
3232-P19
4040-S19



DSDNN

2020-K09
2020-K12
2525-M12
3225-P12
3232-P12
2525-M15
3232-P15
3232-P19
4040-S19



DSKNR/L

2020-K09
2020-K12
2525-M12
3232-P12
3232-P15
3232-P19
4040-S19



DSSNR/L

2020-K09
2020-K12
2525-M12
3225-P12
3232-P12
2525-M15
3232-P15
3232-P19
4040-S19



DTFNR/L

2020-K16
2525-M16
3232-P16
2525-M22
3225-P22
3232-P22



DTGNR/L

2020-K16
2525-M16
3232-P16
2525-M22
3225-P22
3232-P22



DVJNR/L

2020-K16
2525-M16
3232-P16



DVVNN

2020-K16
2525-M16
3232-P16



DWLNRL

2020-K06
2525-M06
2020-K08
2525-M08



» Lever Lock System

PCBNR/L

2020-K12	3232-P16	4040-S25-5
2525-M12	3232-P19	5050-T25
3225-P12	4040-S19	
2525-M16	4040-S25	



PCKNR/L

2020-K12	3225-P12	4040-S16
2525-M12	3232-P16	



PCLNR/L

1616-H09	3232-P12	4040-S19
2020-K09	2525-M16	4040-S25
2525-M09	3232-P16	5050-T25
1616-H12	2525-M19	4040-S25-5
2020-K12	3225-P19	5050-S25-5
2525-M12	3232-P19	
3225-P12	4040-P19	



PDJNR/L

1616-H11	2525-M15	2525-M15-3
2020-K11	3225-P15	3232-P15-3
2525-M11	3232-P15	
2020-K15	2020-K15-3	



PDNNR/L

2020-K15	3232-P15	2525-M15-3
2525-M15	4025-M15	4025-M15-3



PRDCN

2020-M10	3225-Q12	3232-Q20
2525-M10	2525-Q16	4040-S25
2525-M12	3225-Q16	4040-T25
2020-K12	3232-Q16	5050-U32



PRGCR/L

2020-K10	2525-M12	3225-P16
2525-M10	3225-P12	3232-P20
2020-K12	2525-M16	4040-S25



PSBNR/L

1616-H09	3232-P12	4040-S25
2020-K09	2525-M15	4040-S25-6
2020-K12	3232-P15	5050-T25
2525-M12	3232-P19	5050-T25-6
3225-P12	4040-S19	



PSDNN

1616-H09	2525-M15	4040-S25
2020-K12	3232-P15	5050-T25
2525-M12	3225-P19	4040-S25-6
3225-P12	3232-P19	5050-T25-6
3232-P12	4040-S19	



PSKNR/L

1616-H09	3232-P12	4040-S19
2020-K09	2525-M15	4040-S25
2020-K12	3232-P15	4040-S25-6
2525-M12	3232-P19	5050-T25-6



» Lever Lock System

PSSNR/L

1616-H09	3232-P12	4040-R19
2020-K12	2525-M15	4040-S19
2525-M12	3232-P15	4040-S25
3225-P12	3232-P19	4040-S25-6



PTFNR/L

1616-H16	2525-M22	4040-S27
2020-K16	3232-P22	
2525-M16	3232-P27	



PTGNR/L

1212-F11	1616-H16	2525-M22
1616-H11	2020-K16	3232-P22
2020-K11	2525-M16	3232-P27
2525-M11	3232-P16	4040-S27



PTTNR/L

1616-H16	2525-M16	2525-M22
2020-K16		



PWLNRL/L

1616-H06	2525-M06	2525-M08
2020-K06	2020-K08	



» Wedge Clamp System

WTENN

2020-K16
2525-M16
2525-M22
3232-P22



WTJNR/L

2020-K16
2525-M16
3232-P16
2525-M22
3232-P22



WTXNR/L

2020-K16
2525-M16
3232-P16



WWLNR/L

2020-K08
2525-M08
3232-P08



» Clamp on System

CKJNR/L

CKJNR
 2020-K16 3225-P16
 2525-M16 3232-P16
 3225-M16 4040-R16

CKJNL
 2020-K16 3232-P16
 2525-M16 4040-R16



CKNNR/L


CKNNR
 2525-M16 3232-P16

CKNNL
 2525-M16 3232-P16



CSDPN

1616-H09
 2525-M12



CSKPR/L

2525-M12



CTFPR/L

2020-K16
 2525-M16



CTGPR/L

1212-F11
 1616-H11
 2020-K11
 2020-K16
 2525-M16
 2525-M22
 3232-P22



» Multi Lock System

MCKNR/L

2020-K12
 2525-M12
 3232-P12



MCLNR/L

1616-H09 2525-M16
 2020-K09 3232-P16
 2525-M09 4040-S16
 2020-K12 2525-M19
 2525-M12 3232-P19
 3225-P12 4040-S19
 3232-P12 4040-S25



MCMNN

2020-K12
 2525-M12
 3232-P12
 2525-M16
 3232-P16
 3232-P19
 4040-S19



MCRNR/L

2020-K12
 2525-M12
 2525-M16
 3232-P16
 3232-P19
 4040-S19



MDJNR/L

2020-K11
 2525-M11
 2020-K15-3
 2525-M15-3
 3232-P15-3
 2020-K15
 2525-M15
 3232-P15



MDNNN

2525-M15-3
 2525-M15



MDQNR/L

2525-M15-3
 3232-P15-3
 2525-M15
 3232-M15



MSBNR/L

2020-K12
 2525-M12
 2525-M15
 3232-P15
 3232-P19
 4040-S19



MSDNN


1616-H09
 2020-K09
 2020-K12
 2525-M12
 3225-P12
 2525-M15
 3225-P15
 3232-P15
 4040-S15
 3232-P19
 4040-S19



Multi Lock System

MSKNR/L

- 1616-H09
- 2020-K09
- 2020-K12
- 2525-M12
- 3225-P12
- 2525-M15
- 3232-P15
- 3232-P19
- 4040-S19
- 4040-S25



MSRNR/L

- 1616-H09
- 2020-K09
- 2020-K12
- 2525-M12
- 2525-M15
- 3232-P15
- 3225-P19
- 3232-P19
- 4040-S19
- 4040-S25



MSSNR/L

- 1616-H09
- 2020-K09
- 2020-K12
- 2525-M12
- 2525-M15
- 3232-P15
- 3232-P19
- 4040-S19



MTENN

- 2020-K16
- 2525-M16
- 2525-M22
- 3232-P27
- 4040-S33



MTFNR/L

- 1616-H16
- 2020-K16
- 2525-M16
- 2525-M22
- 3232-P22
- 4040-S22
- 3232-P27
- 4040-S27
- 4040-S33



MTGNR/L

- 1616-H16
- 2020-K16
- 2525-M16
- 2525-M22
- 3232-P22
- 3232-P27
- 4040-S27
- 4040-S33



MTJNR/L

- 2020-K16
- 2525-M16
- 2525-M22
- 3232-P22
- 3232-P27
- 4040-S27
- 4040-S33



MVJNR/L

- 2020-K16
- 2525-M16
- 3232-P16
- 2525-M22
- 3232-P22
- 4040-S22



MVQNR/L

- 2020-K16
- 2525-M16
- 3232-P16



MVVNN

- 2020-K16
- 2525-M16



MWLNR/L

- 2020-K06
- 2525-M06
- 3232-P06
- 2020-K08
- 2525-M08
- 3232-P08



» Screw on System

SCACR/L

1010-E06
1212-F09



SCLCR/L

0808-D06
1010-E06
1212-F09
1616-H09
2020-K09
2020-K12
2525-M09
2525-M12



SDACR/L

1010-E07
1212-F11
1616-H11




SDJCR/L

1010-E07
1212-F07
1616-H07
2020-K07
1212-F11
1616-H11
2020-K11
2525-M11



SDNCN

1010-E07
1212-F07
1212-H11
1616-H11
2020-K11
2025-M11



SRDCN

1010-E06
1212-F06
1616-H06
2525-M06
1616-H08
2020-K08
2525-M08
1616-H10
2020-K10
2525-M10
2020-K12
2525-M12



SRGCR/L

1010-E -K12
2525-M12



SSBCR/L

1212-F09
1616-H09
2020-K12



SSDCN

1212-F09
1616-H09



SSKCR/L

1616-H09



SSSCR/L

1616-H09
2020-K12
2525-M12



STACR/L

1010-E09
1212-F11



STFCR/L

1010-E09
1212-F11
1616-H11
1616-H16
2020-K16
2525-M16



STGCR/L

0808-D09
1010-E09
1212-F11
1616-H11
1616-H16
2020-K16
2525-M16



STTCR/L

1616-H11
1616-H16
2020-K16



» Screw on System

SVABR/L

1616-H16
2020-K16




SVHBR/L

2525-M16
3225-P16




SVJBR/L

1212-F11
1616-H11
2020-K11
1616-H16
2020-K16
2525-M16
3225-P16
3232-P16



SVJCR/L

1212-F11
1616-H11
2020-K11
1212-F13
1616-H13
2020-K13
1616-H16
2020-K16
2525-M16



SWBN

1212-F11
1616-H11
2020-K11
1616-H16
2020-K16
2525-M16
3225-P16



SWVCN

1212-F11
1616-H11
2020-K11
1212-F13
1616-H13
2020-K13
1616-H16
2020-K16
2525-M16



Boring Bars (ISO Type)

Double Clamp System

DCLNR/L

A25R-DCLNR/L-09
A25R-DCLNR/L-12
A32S-DCLNR/L-12
A40T-DCLNR/L-12
A50U-DCLNR/L-16



DDUNR/L

A40T-DDUNR/L-15
A50U-DDUNR/L-15
A40T-DDUNR/L-15-3
A50U-DDUNR/L-15-3



DSKNR/L

A25R-DSKNR/L-09
A25R-DSKNR/L-12
A32S-DSKNR/L-12
A40T-DSKNR/L-12



DTFNR/L

A25R-DTFNR/L-16
A32S-DTFNR/L-16
A40T-DTFNR/L-22
A50U-DTFNR/L-22



DWLNRL

A25R-DWLNRL-06
A32S-DWLNRL-06
A40T-DWLNRL-06
A25R-DWLNRL-08
A32S-DWLNRL-08
A40T-DWLNRL-08
A50U-DWLNRL-08



Lever Lock System

PCLNR/L

S16R-PCLNR/L-09 S32S-PCLNR/L-12 A25R-PCLNR/L-12
S20S-PCLNR/L-09 S32U-PCLNR/L-12 A32S-PCLNR/L-12
S25R-PCLNR/L-09 S40T-PCLNR/L-12 A40T-PCLNR/L-12
S25R-PCLNR/L-12 S50U-PCLNR/L-12
S25T-PCLNR/L-12 S50U-PCLNR/L-19



PDSNR/L

S32S-PDSNR/L-15 S40T-PDSNR/L-15-3
S40T-PDSNR/L-15 A32S-PDSNR/L-15
S32S-PDSNR/L-15-3 A32S-PDSNR/L-15-3



PDUNR/L

S32S-PDUNR/L-11 S50U-PDUNR/L-15 A32S-PDUNR/L-15
S32S-PDUNR/L-15 S32S-PDUNR/L-15-3 A32S-PDUNR/L-15-3
S40T-PDUNR/L-15 S40T-PDUNR/L-15-3



PSKNR/L

S25R-PSKNR/L-12 A25R-PSKNR/L-12
S32S-PSKNR/L-12 A32S-PSKNR/L-12
S40T-PSKNR/L-12



PTFNR/L

S16R-PTFNR/L-11 S32S-PTFNR/L-16
S20S-PTFNR/L-11 S40T-PTFNR/L-16
S25R-PTFNR/L-11 A25R-PTFNR/L-16
S25R-PTFNR/L-16 A32S-PTFNR/L-16



PWLNRL

S16R-PWLNRL-06 S32S-PWLNRL-06
S20S-PWLNRL-06 S25R-PWLNRL-08
S25R-PWLNRL-06 S32S-PWLNRL-08



» Clamp on System

CKUNR/L

S32S-CKUNR/L-16
S40T-CKUNR/L-16
S50U-CKUNR/L-16



CSKPR/L

S16R-CSKPR/L-09
S20S-CSKPR/L-09
S20S-CSKPR/L-12
S25R-CSKPR/L-12



CTFPR/L

S12M-CTFPR/L-11
S16R-CTFPR/L-11
S20S-CTFPR/L-11
S16R-CTFPR/L-16
S20S-CTFPR/L-16
S25R-CTFPR/L-16
S32S-CTFPR/L-16
S40T-CTFPR/L-16
S40T-CTFPR/L-22



» Multi Lock System

MCLNR/L

S20S-MCLNR/L-09
S25R-MCLNR/L-09
S25R-MCLNR/L-12
S32S-MCLNR/L-12
S40T-MCLNR/L-12
A25R-MCLNR/L-12
A32S-MCLNR/L-12



MDUNR/L

S32S-MDUNR/L-15-3
S40T-MDUNR/L-15-3
A32S-MDUNR/L-15-3



MSKNR/L

S25R-MSKNR/L-12
S32S-MSKNR/L-12
S40T-MSKNR/L-12
A25R-MSKNR/L-12
A32S-MSKNR/L-12
A40T-MSKNR/L-12



MTFNR/L

S25R-MTFNR/L-16
S32S-MTFNR/L-16
S40T-MTFNR/L-16
A25R-MTFNR/L-16
A32S-MTFNR/L-16



MVUNR/L

S32S-MVUNR/L-16
S40T-MVUNR/L-16
A32S-MVUNR/L-16
A40T-MVUNR/L-16



MWLNRL/L

S25R-MWLNRL/L-06
S32S-MWLNRL/L-06
S40T-MWLNRL/L-06
S25R-MWLNRL/L-08
S32S-MWLNRL/L-08
S40T-MWLNRL/L-08
A25R-MWLNRL/L-06
A32S-MWLNRL/L-06
A25R-MWLNRL/L-08
A32S-MWLNRL/L-08



» Screw on System

SCLCR/L

S08K-SCLCR/L-06	S40T-SCLCR/L12
S10K-SCLCR/L-06	A08F-SCLCR/L-06
S10M-SCLCR/L-06	A10H-SCLCR/L-06
S12M-SCLCR/L-06	A12K-SCLCR/L-06
S16R-SCLCR/L-06	A12K-SCLCR/L-09
S12M-SCLCR/L-09	A16M-SCLCR/L-09
S16R-SCLCR/L-09	A20Q-SCLCR/L-09
S20S-SCLCR/L-09	A25R-SCLCR/L-09
S25R-SCLCR/L-09	A25R-SCLCR/L-12
S25R-SCLCR/L-12	A32S-SCLCR/L-12
S32S-SCLCR/L-12	



SCLPR/L

S10M-SCLPR/L-08	A10H-SCLPR/L-08
S12M-SCLPR/L-08	A12K-SCLPR/L-08
S16N-SCLPR/L-09	A16M-SCLPR/L-09
S16R-SCLPR/L-09	A20Q-SCLPR/L-09
S20N-SCLPR/L-09	
S20S-SCLPR/L-09	



SDQCR/L

S10M-SDQCR/L-07	A10H-SDQCR/L-07
S12M-SDQCR/L-07	A12K-SDQCR/L-07
S16R-SDQCR/L-07	A16M-SDQCR/L-11
S16R-SDQCR/L-11	A20Q-SDQCR/L-11
S20S-SDQCR/L-11	A25R-SDQCR/L-11
S25R-SDQCR/L-11	



SDUCR/L

S10M-SDUCR/L-07	S32S-SDUCR/L-11
S12M-SDUCR/L-07	A10H-SDUCR/L-07
S16R-SDUCR/L-07	A12K-SDUCR/L-07
S16R-SDUCR/L-11	A16M-SDUCR/L-07
S20S-SDUCR/L-11	A20Q-SDUCR/L-11
S25R-SDUCR/L-11	A25R-SDUCR/L-11



» Screw on System

SDZCR/L

S16R-SDZCR/L-07
S20S-SDZCR/L-07
S25R-SDZCR/L-11
S32S-SDZCR/L-11
S40T-SDZCR/L-11
A25R-SDZCR/L-11
A32S-SDZCR/L-11



SSKCR/L

S12M-SSKCR/L-09
S16R-SSKCR/L-09
S20S-SSKCR/L-09
S25R-SSKCR/L-12
S32S-SSKCR/L-12
A12K-SSKCR/L-09
A16M-SSKCR/L-09
A20Q-SSKCR/L-09
A25R-SSKCR/L-12
A32S-SSKCR/L-12



SSKPR/L

S12M-SSKPR/L-09
S16N-SSKPR/L-09
S16R-SSKPR/L-09
S20N-SSKPR/L-09
S20S-SSKPR/L-09
A12K-SSKPR/L-09
A16M-SSKPR/L-09
A20Q-SSKPR/L-09



STFCR/L

S10M-STFCR/L-09	S25R-STFCR/L-16	A16M-STFCR/L-11
S12M-STFCR/L-09	S32S-STFCR/L-16	A20Q-STFCR/L-11
S12M-STFCR/L-11	S40T-STFCR/L-16	A25R-STFCR/L-16
S16R-STFCR/L-11	A10H-STFCR/L-09	A32S-STFCR/L-16
S20S-STFCR/L-11	A12K-STFCR/L-09	
S20S-STFCR/L-16	A12K-STFCR/L-11	



STFPR/L

S10M-STFPR/L-11
S12M-STFPR/L-11
S16N-STFPR/L-11
S16R-STFPR/L-11
S20N-STFPR/L-16
S20S-STFPR/L-16
A10H-STFPR/L-11
A12H-STFPR/L-11
A16M-STFPR/L-11
A20Q-STFPR/L-16



STWPR/L

S10M-STWPR/L-11
S12M-STWPR/L-11
S16Q-STWPR/L-11
S20R-STWPR/L-11



SVJCR/L

S12M-SVJCR/L-08
S16Q-SVJCR/L-08



SVQBR/L

S32S-SVQBR/L-16
S40T-SVQBR/L-16
A32S-SVQBR/L-16



SVQCR/L

S16R-SVQCR/L-11
S20S-SVQCR/L-11
S25R-SVQCR/L-11
S20S-SVQCR/L-13
S25R-SVQCR/L-13
S25R-SVQCR/L-16
S32S-SVQCR/L-16
S40T-SVQCR/L-16



SVUBR/L

S32S-SVUBR/L-16
S40T-SVUBR/L-16
A32S-SVUBR/L-16



SVUCR/L

S16R-SVUCR/L-11
S20S-SVUCR/L-11
S25T-SVUCR/L-11
S20S-SVUCR/L-13
S25R-SVUCR/L-13
S25R-SVUCR/L-16
S32S-SVUCR/L-16
S40T-SVUCR/L-16



SWLCR/L

S25R-SWLCR/L-08
S32S-SWLCR/L-08
A25R-SWLCR/L-08
A32S-SWLCR/L-08



Carbide Shank Boring Bar

SCLCR/L

C04G-SCLCR/L-03	C12Q-SCLCR/L-09	E10M-SCLCR/L-06
C05H-SCLCR/L-03	C16R-SCLCR/L-09	E12M-SCLCR/L-06
C06H-SCLCR/L-04	C16S-SCLCR/L-09	E12Q-SCLCR/L-06
C07K-SCLCR/L-04	C20R-SCLCR/L-09	E12M-SCLCR/L-09
C08K-SCLCR/L-06	C20S-SCLCR/L-09	E12Q-SCLCR/L-09
C10K-SCLCR/L-06	C25T-SCLCR/L-12	E16R-SCLCR/L-09
C10M-SCLCR/L-06	E06H-SCLCR/L-04	E16S-SCLCR/L-09
C12M-SCLCR/L-06	E07K-SCLCR/L-04	E20R-SCLCR/L-09
C12Q-SCLCR/L-06	E08K-SCLCR/L-06	E20S-SCLCR/L-09
C12M-SCLCR/L-09	E10K-SCLCR/L-06	E25T-SCLCR/L-12



SCLPR/L

C10K-SCLPR/L-08	E10K-SCLPR/L-08
C10M-SCLPR/L-08	E10M-SCLPR/L-08
C12M-SCLPR/L-08	E12M-SCLPR/L-08
C12Q-SCLPR/L-08	E12Q-SCLPR/L-08
C12M-SCLPR/L-09	E12M-SCLPR/L-09
C12Q-SCLPR/L-09	E12Q-SCLPR/L-09
C16R-SCLPR/L-09	E16R-SCLPR/L-09
C16S-SCLPR/L-09	E16S-SCLPR/L-09
C20R-SCLPR/L-09	E20R-SCLPR/L-09
C20S-SCLPR/L-09	E20S-SCLPR/L-09



SDQCR/L

C08K-SDQCR/L-07	E08K-SDQCR/L-07
C10K-SDQCR/L-07	E10K-SDQCR/L-07
C12M-SDQCR/L-07	E12M-SDQCR/L-07
C16R-SDQCR/L-07	E16R-SDQCR/L-07
C16R-SDQCR/L-11	E16R-SDQCR/L-11
C20R-SDQCR/L-11	E20R-SDQCR/L-11
C20S-SDQCR/L-11	E20S-SDQCR/L-11



SDUCR/L

C10K-SDUCR/L-07	E10K-SDUCR/L-07
C10M-SDUCR/L-07	E10M-SDUCR/L-07
C12M-SDUCR/L-07	E12M-SDUCR/L-07
C12Q-SDUCR/L-07	E12Q-SDUCR/L-07
C16R-SDUCR/L-07	E16R-SDUCR/L-07
C16S-SDUCR/L-07	E16S-SDUCR/L-07
C16R-SDUCR/L-11	E16R-SDUCR/L-11
C16S-SDUCR/L-11	E16S-SDUCR/L-11
C20R-SDUCR/L-11	E20R-SDUCR/L-11
C20S-SDUCR/L-11	E20S-SDUCR/L-11
C25T-SDUCR/L-11	E25T-SDUCR/L-11



STFCR/L

C08K-STFCR/L-09	E08K-STFCR/L-09
C10K-STFCR/L-09	E10K-STFCR/L-09
C10K-STFCR/L-11	E10K-STFCR/L-11
C12M-STFCR/L-11	E12M-STFCR/L-11
C16R-STFCR/L-11	E16R-STFCR/L-11
C20R-STFCR/L-11	E20R-STFCR/L-11
C20S-STFCR/L-11	E20S-STFCR/L-11
C20R-STFCR/L-16	E20R-STFCR/L-16
C20S-STFCR/L-16	E20S-STFCR/L-16



STFPR/L

C08K-STFPR/L-08	E08K-STFPR/L-08
C10K-STFPR/L-11	E10K-STFPR/L-11
C10M-STFPR/L-11	E10M-STFPR/L-11
C12M-STFPR/L-11	E12M-STFPR/L-11
C12Q-STFPR/L-11	E12Q-STFPR/L-11
C16R-STFPR/L-11	E16R-STFPR/L-11
C16S-STFPR/L-11	E16S-STFPR/L-11
C20R-STFPR/L-11	E20R-STFPR/L-11
C20S-STFPR/L-11	E20S-STFPR/L-11
C20R-STFPR/L-16	E20R-STFPR/L-16
C20S-STFPR/L-16	E20S-STFPR/L-16
C25T-STFPR/L-16	E25T-STFPR/L-16



STUBR/L

C08K-STUBR/L-06	E08K-STUBR/L-06
C10K-STUBR/L-06	E10K-STUBR/L-06



STUPR/L

C08K-STUPR/L-08	E08K-STUPR/L-08
C10K-STUPR/L-11	E10K-STUPR/L-11
C10M-STUPR/L-11	E10M-STUPR/L-11
C12M-STUPR/L-11	E12M-STUPR/L-11
C12Q-STUPR/L-11	E12Q-STUPR/L-11
C16R-STUPR/L-11	E16R-STUPR/L-11
C16S-STUPR/L-11	E16S-STUPR/L-11
C20R-STUPR/L-11	E20R-STUPR/L-11
C20S-STUPR/L-11	E20S-STUPR/L-11
C20R-STUPR/L-16	E20R-STUPR/L-16
C20S-STUPR/L-16	E20S-STUPR/L-16
C25T-STUPR/L-16	E25T-STUPR/L-16



SWUBR/L

C05H-SWUBR/L-02	E06H-SWUBR/L-02
C06H-SWUBR/L-02	E08K-SWUBR/L-02
C08K-SWUBR/L-02	E08K-SWUBR/L-S3
C08K-SWUBR/L-S3	



» External Turning

PCLNR/L

1616-H09-4N
2020-K09-4N
2525-M09-4N



PCBNR/L

2020-K09-4N
2525-M09-4N



PDJNR/L

2020-K11-5N
2525-M11-5N



PDNNR/L

2020-K11-5N
2525-M11-5N



PDQNR/L

2020-K11-5N
2525-M11-5N



PSBNR/L

2020-K09-4N
2525-M09-4N



PSDNN

2020-K09-4N
2525-M09-4N



PSKNR/L

2020-K09-4N
2525-M09-4N



PSSNR/L

2020-K09-4N
2525-M09-4N



PWLNR/L

1616-H06
2020-K06
2525-M06



» Internal Turning

PCLNR/L

S20Q-PCLNR/L-09-4N
S25R-PCLNR/L-09-4N
S32S-PCLNR/L-09-4N



PDUNR/L

S32S-PDUNR/L-11-5N
S40T-PDUNR/L-11-5N



PDZNR/L

S32S-PDZNR/L-11-5N
S40T-PDZNR/L-11-5N



PSKNR/L

S25R-PSKNR/L-09-4N
S32S-PSKNR/L-09-4N



PWLNRL/L


S20S-PWLNRL/L-06
S25S-PWLNRL/L-06
S32S-PWLNRL/L-06



ISO Type

SCACR/L

0808-X06A
1010-X06A
1010-X09A
1212-X09A
1616-X09A



SCLCR/L

0808-X06A
1010-X06A
1010-X09A
1212-X09A
1616-X09A




SDJCR/L

0808-X07A
1010-X07A
1010-X11A
1212-X11A
1616-X11A



SDNCN

0808-X07A
1010-X07A
1010-X11A
1212-X11A
1616-X11A



STACR/L

0808-X08A
1010-X08A



SVACR/L

0810-X12A
1010-X12A
1212-X12A
1616-X12A
0810-X12C
1010-X12C
1212-X12C
1616-X12C



SVAPR/L

0808-X11A
1010-X11A
1212-X11A
1616-X11A



SVJBR/L

1010-X11A
1212-X11A
1616-X11A



SVJCR/L

1010-X11A
1212-X11A
1616-X11A
0810-X12A
1010-X12A
1212-X12A
1616-X12A
0810-X12C
1010-X12C
1212-X12C
1616-X12C



SVJPR/L

0810-X11A
1010-X11A
1212-X11A
1616-X11A



SVVPN

0810-X11A
1010-X11A
1212-X11A
1616-X11A



KHP

SCLCR/L

1212-X09A-KHP



SDJCR/L

1212-X07A-KHP
1212-X11A-KHP



SVJCR/L

1212-X11A-KHP
1212-X12A-KHP




» Blade Type

SBHR/L

1010-K25
1212-K25
1616-K25


Insert
SBBR, SBGR
SBTR, SBGR



SBHR/L-X

1010-K25-X
1212-K25-X

Insert
SBBR, SBGR
SBTR, SBGR




» Multi Functional Type

SXGNR/L

1010-X06A
1212-X06A
1616-X06A
2020-X06A
1212-X08A
1616-X08A
2020-X08A

Insert
SBR, SGBR, SCR,
STR, SGR



» KGT/MGT Type

KGEHR/L-D00A

1010-2-D20A
1212-2-D25A
1414-2-D25A
1616-2-D32A
1212-3-D25A
1616-3-D32A

Insert
KGGN, KGMM, KGMR/L
KRGH, KRMM



KGEHR/L-D00B

1010-2-D30B
1212-2-D25B
1212-2-D30B
1616-2-D32B
1212-3-D25B
1212-3-D32B
1616-3-D32B

Insert
KGGN, KGMM, KGMR/L
KRGH, KRMM



MGEHR/L

1010-X15A
1212-X15A
1010-X20A
1212-X20A
1616-X20A
1010-X25A
1212-X25A
1616-X25A

Insert
MGMM



Multi Functional Tools (Holders)

» KGT

KGEHR/L

1212-□-T□□
1616-□-T□□
2020-□-T□□
2525-□-T□□
3232-□-T□□

Insert
KGGN KRGN
KGMN KRMN
KGMR/L




KGEHR/L-D00A

Auto Tool

1010-□-□□□A
1212-□-□□□A
1414-□-□□□A
1616-□-□□□A

Insert
KGGN KGMR/L
KGMN KRMN



KGEHR/L-D00B

Auto Tool

1010-□-□□□B
1212-□-□□□B
1616-□-□□□B

Insert
KGGN KGMR/L
KGMN KRMN



KGEHR/L-T00

1616-□-T00
2020-□-T00
2525-□-T00

Insert
KGGN KRGN
KGMN KRMN



KGEVR/L-T00

2020-□-T00
2525-□-T00
3232-□-T00

Insert
KGGN KRGN
KGMN KRMN



KGEUR/L

1616-□
2020-□
2525-□
3232-□

Insert
KRGN KRMN



KGFVR/L

325-□/□-T□□
425-□/□-T□□
525-□/□-T□□
625-□/□-T□□

Insert
KGGN KRGN
KGMN KRMN



KGFHR/L

320-□/□-T□□
325-□/□-T□□
420-□/□-T□□
425-□/□-T□□
525-□/□-T□□
625-□/□-T□□

Insert
KGGN KRGN
KGMN KRMN



KGIUR/L

3520-□
4025-□
5032-□

Insert
KRGN KRMN



KGIVR/L

2016-□ 3225-□
2516-□ 4032-□
2520-□ 4540-□

Insert
KGGN KRMI
KGMN KRMN
KGMN



KGTB (Blades)

1526S 4026S
1532 4032
2026S 5032
2032 6032
3026S 8032S
3032

Insert
KG□□



» K.G.T Cartridge

KGCR/L (Cartridge)

3-T16 5-T20
4-T16 6-T20

Insert
KGGN KGMR/L
KGMN KRMN



KGFR/L (Cartridge)

3-34/50-T16
3-44/70-T16
3-64/99-T16
4-44/60-T16
4-60/120-T16
4-112/200-T16

Insert
KGMN KRMN



Multi Functional Tools (Holders)

» MGT

MGEHR/L

1212-□ 2525-□
1616-□ 2525-□-T□
2020-□ 3232-□
2020-□-T□ 3232-□-T□

Insert
MGGN MRGN
MGMN MRMN
MGMR



MGEUR/L

2020-□ 2525-□A
2525-□ 3232-□A
3232-□

Insert
MRMN MRGN



MGEVR/L

2020-□
2525-□
3232-□

Insert
KGGN MRGN
KGMN KRMN



MGIUR/L

3520-□ 4025-□A
4025-□ 5032-□A
5032-□

Insert
MRGN MRMN



MGIVR/L

2016-□ 2925-□ 2520-□-□ 3732-□
2520-□ 2520-□ 3125-□ 3732-□
2925-□ 2520-□-T□ 3125-□-T□ 4540-□
2016-□ 3125-□ 3732-□ 3125-□A
2520-□ 3125-□-T□ 3732-□-T□ 3732-□A
2925-□ 3732-□ 3125-□ 3732-□A
2016-□ 3732-□-T□ 3732-□ 4540-□A
2520-□ 2520-□ 3125-□

Insert
MGGN MRGN
MGMN MRMN



» MGT Cartridge

MCER/L (Cartridge)

3-T16 6-T20
4-T16
5-T20

Insert
MGMN MGGN
MGMR MRMN



MCFR/L (Cartridge)

3-24/35-T16 3-64/99-T16
3-29/40-T16 4-44/60-T16
3-34/50-T16 4-60/120-T16
3-44/70-T16 4-112/200-T16

Insert
MFNM MGMN



MCHR/L (Holder)

2020
2525
3232

Insert
MCER/L MCFR/L



MCVR/L (Holder)

2020
2525
3232

Insert
MCER/L MCFR/L



» K Notch

KNSR

1010E2 2525M3
1212F2 3225P3
1616H2 3232P3
2020K2 2525M4
2525M2 3225P4
2020K3 3232P4

Insert
KNB KNR
KNG KNRP
KNGP KNT



» Saw-Man X

KSPB (Blades)

2026 4032
2032 5026
3026 5032
3032 6026
4026 6032

Insert
KSP



» Saw-Man

SMBB (Block)

1626 2532
2026 3232
2032 40526
2526

Insert : SP



SPB (Blades)

226 232
326 332
426 432
526 532
626 632

Insert : SP



SPB-S (Blades)

226-S 432-S
326-S 532-S
426-S 632-S
526-S 832-S
626-S 932-S
232-S 8526-S
332-S 9526-S


Insert : SP



SPH (Holder)

316R/L 325R/L
320R/L 425R/L
420R/L 525R/L
520R/L

Insert : SP



SPH-S (Holder)

316R/L-S 325R/L-S
320R/L-S 425R/L-S
420R/L-S 525R/L-S
520R/L-S

Insert : SP



» Internal Cutting

GFIP

316R/L 525R/L
320R/L 540R/L
325R/L 840R/L
340R/L

Insert : BF, GW



IGH

214R/L 220R/L
216R/L

Insert : IG



NFTIH

08206C 08512C 11412C 14116C 16312C 16416C
08212C 11208C 11512C 14212C 16312S 16516C
08312C 11212C 14012C 14216C 16412C
08312S 11312C 14016C 14312C 16512C
08412C 11312S 14112C 14316C 16316C

Insert : NFTF, NFTG, NFTT



» External Cutting

DBH

320R/L 525R/L
325R/L 720R/L
520R/L 725R/L

Insert : DB, DC



GFT

320R/L 525R/L
325R/L 825R/L

Insert : GW, BF



Multi Functional Tools (Holders)

External Cutting

GH

2020R/L-3 2020R/L-4
2025R/L-3 2525R/L-4

Insert : GO, GS



TBH

320R/L-23 425R/L-23
320R/L-33 425R/L-33
320R/L-43 425R/L-45
325R/L-23 510R/L
325R/L-33 512R/L
325R/L-43 516R/L
420R/L-23 520R/L
420R/L-33 525R/L
420R/L-45

Insert : TB, TB-M



PH

320R/L 425R/L
325R/L 520R/L
420R/L 525R/L

Insert : POB



Face Grooving Tools

MGFHR/L

325-24/35-T10 325-64/99-T10
325-29/40-T10 425-42/63-T15
325-34/50-T10 425-62/120-T15
325-44/70-T10 425-112/200-T15

Insert : MFMN, MGMN



MGFVR/L

325-24/35-T10 325-64/99-T10
325-29/40-T10 425-44/60-T10
325-34/50-T10 425-60/120-T10
325-44/70-T10 425-112/200-T10

Insert : MFMN, MGMN



FGHH

320R 425R
325R 520R
420R 525R

Insert : FGD, FGM, FMM



FGVH

320R-25/30	320R-100/140	325R-75/100	420R-60/75	425R-48/60	520R-35/40	525R-25/30	525R-75/100
320R-30/35	325R-25/30	325R-100/140	420R-75/100	425R-60/75	520R-40/48	525R-30/35	525R-100/140
320R-35/48	325R-30/35	420R-25/30	420R-100/140	425R-75/100	520R-48/60	525R-35/40	
320R-48/60	325R-35/48	420R-30/35	425R-25/30	425R-100/140	520R-60/75	525R-40/48	
320R-60/75	325R-48/60	420R-35/48	425R-30/35	520R-25/30	520R-75/100	525R-48/60	
320R-75/100	325R-60/75	420R-48/60	425R-35/48	520R-30/35	520R-100/140	525R-60/75	

Insert : FGD, FGM, FMM

Threading

ER(L)H

Screw on system

ER(L)H□□(N)-□□

Insert : ER, ERM



ER(L)H-C

Clamp on system

ER(L)H□□-□□C

Insert : ER, ERM, ERM-U



IR(L)H

Clamp on system

IR(L)H□□(DN)(N)(D)-□□

Insert : IR, IRM, IRM-U



IR(L)H-C

Clamp on system

IR(L)H□□(D)-□□C

Insert : IR, IRM, IRM-U



VTH

2020R
2525R
3225R

Insert : VETR



Milling Tools

KORLOY provides high quality milling cutters thanks to its advanced technology and accumulated know-how of tooling systems, carrying out values for higher productivity and quality results.



- Face Milling Cutters
- Multi Functional Cutters
- For Aluminum Milling
- High Feed Milling Cutters
- Side Cutters

Face Milling Cutters

Rich Mill

RM3PC(M)3000/4000/5000

▶ 3000 Type

: Ø40 ~ Ø80mm

Insert

XNKT060405PNER-ML
XNKT060405PNSR-MM
XNKT060408PNER-ML
XNKT060408PNSR-MM

▶ 4000 Type

: Ø40 ~ Ø125mm

Insert

XNCT080504PNFR-MA XNKT080508PNSR-MM
XNCT080508PNFR-MA XNKT080512PNER-ML
XNCT080512PNFR-MA XNKT080512PNSR-MM
XNCT080520PNFR-MA XNKT080516PNER-ML
XNCT080504PNER-ML XNKT080516PNSR-MM
XNCT080504PNSR-MM XNKT080520PNER-ML
XNCT080508PNER-ML XNKT080520PNSR-MM

▶ 5000 Type

: Ø80 ~ Ø125mm

Insert

XNCT120608PNFR-MA XNKT120612PNSR-MM
XNKT120604PNSR-MM XNKT120616PNER-ML
XNKT120608PNER-ML XNKT120616PNSR-MM
XNKT120608PNSR-MM XNKT120620PNER-ML
XNKT120612PNER-ML XNKT120620PNSR-MM



RM3PS3000/4000

▶ 3000 Type

: Ø20 ~ Ø40mm

Insert

XNKT060405PNER-ML
XNKT060405PNSR-MM
XNKT060408PNER-ML
XNKT060408PNSR-MM

▶ 4000 Type

: Ø32 ~ Ø50mm

Insert

XNCT080504PNFR-MA XNKT080504PNSR-MM XNKT080516PNER-ML
XNCT080508PNFR-MA XNKT080508PNER-ML XNKT080516PNSR-MM
XNCT080512PNFR-MA XNKT080508PNSR-MM XNKT080520PNER-ML
XNCT080520PNFR-MA XNKT080512PNER-ML XNKT080520PNSR-MM
XNCT080504PNER-ML XNKT080512PNSR-MM



RM3PM3000/4000

▶ 3000 Type

: Ø20 ~ Ø40mm

Insert

XNKT060405PNER-ML
XNKT060405PNSR-MM
XNKT060408PNER-ML
XNKT060408PNSR-MM

▶ 4000 Type

: Ø32 ~ Ø63mm

Insert

XNCT080504PNFR-MA XNKT080504PNSR-MM XNKT080516PNER-ML
XNCT080508PNFR-MA XNKT080508PNER-ML XNKT080516PNSR-MM
XNCT080512PNFR-MA XNKT080508PNSR-MM XNKT080520PNER-ML
XNCT080520PNFR-MA XNKT080512PNER-ML XNKT080520PNSR-MM
XNCT080504PNER-ML XNKT080512PNSR-MM



• Please refer to page 112 for available adaptors

RM4PC(M)3000/4000

▶ 3000 Type

: Ø40 ~ Ø100mm

Insert

LNEX100605PNR-MA
LNEX100605PNER-MF/MM
LNEX100608PNER-MF/MM
LNMX100605PNER-MF/MM
LNMX100608PNER-MF/MM

▶ 4000 Type

: Ø50 ~ Ø160mm

Insert

LNEX151004PNR-MA
LNEX151004PNER-MF/MM
LNEX151008PNER-MA
LNEX151008PNER-MF/MM
LNEX151016PNER-MF/MM
LNMX151004PNER-MF/MM
LNMX151008PNER-MF/MM
LNMX151016PNER-MF/MM



RM4PS3000/4000

▶ 3000 Type

: Ø14 ~ Ø50mm

Insert

LNEX100605PNR-MA
LNEX100605PNER-MF/MM
LNEX100605PNL-MM
LNMX100605PNER-MF/MM
LNMX100608PNER-MF/MM

▶ 4000 Type

: Ø32 ~ Ø63mm

Insert

LNEX151004PNR-MA
LNEX151004PNER-MF/MM
LNEX151008PNER-MA
LNEX151008PNER-MF/MM
LNEX151016PNER-MF/MM
LNMX151004PNER-MF/MM
LNMX151008PNER-MF/MM
LNMX151016PNER-MF/MM



RM4PM3000

▶ 3000 Type

: Ø14 ~ Ø50mm

Insert

LNEX100605PNR-MA
LNEX100605PNER-MF/MM
LNEX100608PNER-MF/MM
LNMX100605PNER-MF/MM
LNMX100608PNER-MF/MM



RM4ZC(M)3000/4000

▶ 3000 Type

: Ø40 ~ Ø52mm

Insert

LNEX100605PNL-MM
LNMX100605PNL-MM

▶ 4000 Type

: Ø63 ~ Ø100mm

Insert

LNEX151008PNL-MM
LNMX151008PNL-MM



• Please refer to page 112 for available adaptors

Rich Mill

RM4ZS3000

- ▶ **3000 Type**
: Ø25 ~ Ø40mm

Insert
LNEX100605PNL-MM
LNMX100605PNL-MM



RM4ZM3000

- ▶ **3000 / 4000 Type**
: Ø25 ~ Ø40mm

Insert
LNEX100605PNL-MM
LNMX100605PNL-MM

• Please refer to page 112 for available adaptors



RM6PC(M)-WN04/08

▶ **WN04**

: Ø40 ~ Ø63mm

Insert

WNGX040304PNFR-MA	WNGX040304PNSR-MM
WNGX040308PNFR-MA	WNGX040308PNSR-MM
WNGX040312PNFR-MA	WNGX040312PNSR-MM
WNGX040316PNFR-MA	WNGX040316PNSR-MM
WNGX040304PNER-ML	
WNGX040308PNER-ML	
WNGX040312PNER-ML	
WNGX040316PNER-ML	

▶ **WN08**

: Ø50 ~ Ø125mm

Insert

WNGX080604PNFR-MA	WNGX080616PNER-ML
WNGX080608PNFR-MA	WNGX080620PNER-ML
WNGX080612PNFR-MA	WNGX080604PNSR-MM
WNGX080616PNFR-MA	WNGX080608PNSR-MM
WNGX080620PNFR-MA	WNGX080612PNSR-MM
WNGX080604PNER-ML	WNGX080616PNSR-MM
WNGX080608PNER-ML	WNGX080620PNSR-MM
WNGX080612PNER-ML	



RM6PS-WN04/08

▶ **WN04**

: Ø20 ~ Ø32mm

Insert

WNGX040304PNFR-MA	WNGX040304PNSR-MM
WNGX040308PNFR-MA	WNGX040308PNSR-MM
WNGX040312PNFR-MA	WNGX040312PNSR-MM
WNGX040316PNFR-MA	WNGX040316PNSR-MM
WNGX040304PNER-ML	
WNGX040308PNER-ML	
WNGX040312PNER-ML	
WNGX040316PNER-ML	

▶ **WN08**

: Ø32 ~ Ø50mm

Insert

WNGX080604PNFR-MA	WNGX080616PNER-ML
WNGX080608PNFR-MA	WNGX080620PNER-ML
WNGX080612PNFR-MA	WNGX080604PNSR-MM
WNGX080616PNFR-MA	WNGX080608PNSR-MM
WNGX080620PNFR-MA	WNGX080612PNSR-MM
WNGX080604PNER-ML	WNGX080616PNSR-MM
WNGX080608PNER-ML	WNGX080620PNSR-MM
WNGX080612PNER-ML	



RM6PM-WN04/08

▶ **WN04**

: Ø20 ~ Ø32mm

Insert

WNGX040304PNFR-MA	WNGX040312PNER-ML
WNGX040308PNFR-MA	WNGX040316PNER-ML
WNGX040312PNFR-MA	WNGX040304PNSR-MM
WNGX040316PNFR-MA	WNGX040308PNSR-MM
WNGX040304PNER-ML	WNGX040312PNSR-MM
WNGX040308PNER-ML	WNGX040316PNSR-MM

▶ **WN08**

: Ø32 ~ Ø40mm

Insert

WNGX080604PNFR-MA	WNGX080616PNER-ML
WNGX080608PNFR-MA	WNGX080620PNER-ML
WNGX080612PNFR-MA	WNGX080604PNSR-MM
WNGX080616PNFR-MA	WNGX080608PNSR-MM
WNGX080620PNFR-MA	WNGX080612PNSR-MM
WNGX080604PNER-ML	WNGX080616PNSR-MM
WNGX080608PNER-ML	WNGX080620PNSR-MM
WNGX080612PNER-ML	

• Please refer to page 112 for available adaptors



RM8AC(M)4000/5000

▶ **4000 Type**

: Ø50 ~ Ø400mm

Insert

SNEX1206ANN-MA
SNEX1206ANN-MF
SNEX1206ANN-ML
SNEX1206ANN-MM
SNEX1206ANN-W
SNMX1206ANN-MF
SNMX1206ANN-MM

▶ **5000 Type**

: Ø80 ~ Ø400mm

Insert

SNEX1507ANN-MF
SNEX1507ANN-ML
SNEX1507ANN-MM
SNMX1507ANN-MF
SNMX1507ANN-MM



RM8AC(M)4000/5000

Shim Type

▶ **4000 Type**

: Ø80 ~ Ø400mm

Insert

SNEX1206ANN-MA
SNEX1206ANN-MF
SNEX1206ANN-ML
SNEX1206ANN-MM
SNEX1206ANN-W
SNMX1206ANN-MF
SNMX1206ANN-MM

▶ **5000 Type**

: Ø80 ~ Ø400mm

Insert

SNEX1507ANN-MF
SNEX1507ANN-ML
SNEX1507ANN-MM
SNMX1507ANN-MF
SNMX1507ANN-MM



Face Milling Cutters

Rich Mill

RM8EC(M)4000/5000

▶ **4000 Type**

: Ø50 ~ Ø400mm

Insert

SNEX1206ENN-MA
SNEX1206ENN-MF
SNEX1206ENN-ML
SNEX1206ENN-MM
SNMX1206ENN-MF
SNMX1206ENN-MM

▶ **5000 Type**

: Ø80 ~ Ø400mm

Insert

SNEX1507ENN-MF
SNEX1507ENN-ML
SNEX1507ENN-MM
SNMX1507ENN-MF
SNMX1507ENN-MM



RMH8EC(M)4000/5000

Shim Type

▶ **4000 Type**

: Ø80 ~ Ø400mm

Insert

SNEX1206ENN-MA
SNEX1206ENN-MF
SNEX1206ENN-ML
SNEX1206ENN-MM
SNMX1206ENN-MF
SNMX1206ENN-MM

▶ **5000 Type**

: Ø80 ~ Ø400mm

Insert

SNEX1507ENN-MF
SNEX1507ENN-ML
SNEX1507ENN-MM
SNMX1507ENN-MF
SNMX1507ENN-MM



RM8QC(M)4000

▶ **4000 Type**

: Ø63 ~ Ø200mm

Insert

SNEX1206QNN-MA
SNEX1206QNN-MF
SNEX1206QNN-ML
SNEX1206QNN-MM
SNEX120612-MA
SNEX120612-MF

SNEX120612-ML
SNEX120612-MM
SNMX1206QNN-MF
SNMX1206QNN-MM
SNMX120612-MF
SNMX120612-MM



RMH8QC(M)4000

Shim Type

▶ **4000 Type**

: Ø80 ~ Ø200mm

Insert

SNEX1206QNN-MA
SNEX1206QNN-MF
SNEX1206QNN-ML
SNEX1206QNN-MM
SNEX120612-MA
SNEX120612-MF

SNEX120612-ML
SNEX120612-MM
SNMX1206QNN-MF
SNMX1206QNN-MM
SNMX120612-MF
SNMX120612-MM



RMT8A(M)4000/5000

▶ **4000 Type**

: Ø80 ~ Ø315mm

Insert


SNCF1206ANN-MF/MM
SNMF1206ANN-MF/MM

▶ **5000 Type**

: Ø80 ~ Ø315mm

Insert

SNCF1507ANN-MF/MM
SNMF1507ANN-MF/MM



RMT8E(M)4000/5000

▶ **4000 Type**

: Ø80 ~ Ø315mm

Insert

SNCF1206ANN-MF/MM
SNMF1206ANN-MF/MM

▶ **5000 Type**

: Ø80 ~ Ø315mm

Insert

SNCF1507ANN-MF/MM
SNMF1507ANN-MF/MM




RMT8Q(M)4000

▶ **4000 Type**

: Ø80 ~ Ø315mm

Insert

SNMF1206QNN-MF/MM
SNMF1206QNN-MF/MM



RMX8AC(M)-SA14

▶ **SA14 Type**

: Ø50 ~ Ø125mm

Insert

SAGX140808ANER-ML
SAGX140808ANER-MM
SNMX140808ANER-MM



RM14XCM-XN06

▶ **XN06 Type**

: Ø50 ~ Ø160mm

Insert

XNMX0606XNR-ML
XNMX060608-ML



RM16AC(M)6000/8000

▶ **6000 Type**

: Ø63 ~ Ø400mm

Insert

ONHX060608-MA
ONHX060608-MF
ONHX060608-ML
ONHX060608-MM
ONHX060608-W
ONHX0606ANN-MF
ONHX0606ANN-MM
ONMX060608-MF
ONMX060608-MM
ONMX0606ANN-MF
ONMX0606ANN-MM

▶ **8000 Type**

: Ø63 ~ Ø400mm

Insert

ONHX080608-MA
ONHX080608-MF
ONHX080608-ML
ONHX080608-MM
ONHX080608-W
ONHX0806ANN-MF
ONHX0806ANN-MM
ONMX080608-MF
ONMX080608-MM
ONMX0806ANN-MF
ONMX0806ANN-MM



Rich Mill

RMRC(M)-RN12

▶ RN12 Type

: Ø50 ~ Ø125mm

Insert

RNMX1204M0E-ML



RMRS-RN12

▶ RN12 Type

: Ø32 ~ Ø63mm

Insert

RNMX1204M0E-ML



Rich Mill (Side Milling Cutter)

RM4PFCB3000/4000

▶ 3000 Type

: Ø80 ~ Ø160mm

Insert

LNEX100605PNR-MM
LNEX100605PNL-MM
LNMX100605PNR-MM
LNMX100605PNL-MM

▶ 4000 Type

: Ø80 ~ Ø160mm

Insert

LNEX151008PNR-MM
LNEX151008PNL-MM
LNMX151008PNR-MM
LNMX151008PNL-MM



RM4PHCB3000/4000

▶ 3000 Type

: Ø80 ~ Ø160mm

Insert

LNEX100605PNR-MA
LNEX100605PNR-MF/MM
LNEX100608PNR-MF/MM
LNMX100605PNR-MF/MM
LNMX100608PNR-MF/MM

▶ 4000 Type

: Ø80 ~ Ø160mm

Insert

LNEX151004PNR-MA
LNEX151008PNR-MA
LNEX151004PNR-MF/MM
LNEX151008PNR-MF/MM
LNEX151016PNR-MF/MM
LNMX151004PNR-MF/MM
LNMX151008PNR-MF/MM
LNMX151016PNR-MF/MM



RM4PFCP3000/4000

▶ 3000 Type

: Ø80 ~ Ø160mm

Insert

LNEX100605PNR-MM
LNEX100605PNL-MM
LNMX100605PNR-MM
LNMX100605PNL-MM

▶ 4000 Type

: Ø80 ~ Ø160mm

Insert

LNEX151008PNR-MM
LNEX151008PNL-MM
LNMX151008PNR-MM
LNMX151008PNL-MM



RM4PHCP3000/4000

▶ 3000 Type

: Ø80 ~ Ø160mm

Insert

LNEX100605PNR-MA
LNEX100605PNR-MF/MM
LNEX100608PNR-MF/MM
LNMX100605PNR-MF/MM
LNMX100608PNR-MF/MM

▶ 4000 Type

: Ø80 ~ Ø160mm

Insert

LNEX151004PNR-MA
LNEX151008PNR-MA
LNEX151004PNR-MF/MM
LNEX151008PNR-MF/MM
LNEX151016PNR-MF/MM
LNMX151004PNR-MF/MM
LNMX151008PNR-MF/MM
LNMX151016PNR-MF/MM



Tangen-Pro TP2P

TP2PCM-LN08

Ø40 ~ Ø63mm

Insert

LNKT080404PNR-MA LNKT080412PNR-ML
LNKT080408PNR-MA LNKT080416PNR-ML
LNKT080412PNR-MA LNKT080404PNR-MM
LNKT080416PNR-MA LNKT080408PNR-MM
LNKT080404PNR-ML LNKT080412PNR-MM
LNKT080408PNR-ML LNKT080416PNR-MM



TP2PC(M)-LN14

Ø40 ~ Ø125mm

Insert

LNKT140604PNR-MA LNKT140612PNR-ML
LNKT140608PNR-MA LNKT140616PNR-ML
LNKT140612PNR-MA LNKT140604PNR-MM
LNKT140616PNR-MA LNKT140608PNR-MM
LNKT140604PNR-ML LNKT140612PNR-MM
LNKT140608PNR-ML LNKT140616PNR-MM



TP2PC(M)-LN17

Ø40 ~ Ø125mm

Insert

LNKT170704PNR-MA LNKT170716PNR-ML
LNKT170708PNR-MA LNKT170720PNR-ML
LNKT170712PNR-MA LNKT170704PNR-MM
LNKT170716PNR-MA LNKT170708PNR-MM
LNKT170720PNR-MA LNKT170712PNR-MM
LNKT170704PNR-ML LNKT170716PNR-MM
LNKT170708PNR-ML LNKT170720PNR-MM
LNKT170712PNR-ML



TP2PS-LN08

Ø16 ~ Ø25mm

Insert

LNKT080404PNR-MA
LNKT080408PNR-MA
LNKT080404PNR-ML
LNKT080408PNR-ML
LNKT080404PNR-MM
LNKT080408PNR-MM



< Face Milling Cutters >

» Tangen-Pro TP2P

TP2PS-LN14

Ø25 ~ Ø50mm

Insert

LNKT140608PNR-MA
LNKT140608PNR-ML
LNKT140608PNR-MM



TP2PS-LN17

Ø32 ~ Ø50mm

Insert

LNKT170704PNR-MA LNKT170716PNR-ML
LNKT170708PNR-MA LNKT170720PNR-ML
LNKT170712PNR-MA LNKT170704PNR-MM
LNKT170716PNR-MA LNKT170708PNR-MM
LNKT170720PNR-MA LNKT170712PNR-MM
LNKT170704PNR-ML LNKT170716PNR-MM
LNKT170708PNR-ML LNKT170720PNR-MM
LNKT170712PNR-ML



» Future Mill

FMAC(M)3000/4000

▶ 3000 Type

: Ø50 ~ Ø125mm

Insert

SEET0903AGFN-MA
SEET0903AGSN-MF/MM
SEXT0903AGSN-MF/MM/MR
SEEW0903AGTN

▶ 4000 Type

: Ø50 ~ Ø200mm

Insert

SEET14M4AGFN-MA
SEET14M4AGSN-MF/MM
SEXT14M4AGSN-MF/MF/MR
SEEW14M4AGTN
SEEW14M4AGFN-W
SEEW14M4AGSN-W
SEEW14M4AGTN-W



FMAC(M)3000-A/4000-A

Aluminum Body

▶ 3000 Type

: Ø63 ~ Ø125mm

Insert

SEET0903AGFN-MA
SEET0903AGSN-MF/MM
SEXT0903AGSN-MF/MM/MR
SEEW0903AGTN

▶ 4000 Type

: Ø63 ~ Ø315mm

Insert

SEET14M4AGFN-MA
SEET14M4AGSN-MF/MM
SEXT14M4AGSN-MF/MM/MR
SEEW14M4AGTN
SEEW14M4AGFN-W
SEEW14M4AGSN-W
SEEW14M4AGTN-W



FMAS3000/4000

▶ 3000 Type

: Ø25 ~ Ø63mm

Insert

SEET0903AGFN-MA
SEET0903AGSN-MF/MM
SEXT0903AGSN-MF/MM/MR
SEEW0903AGTN

▶ 4000 Type

: Ø50 ~ Ø63mm

Insert

SEET14M4AGFN-MA
SEET14M4AGSN-MF/MM
SEXT14M4AGSN-MF/MM/MR
SEEW14M4AGTN
SEEW14M4AGFN-W
SEEW14M4AGSN-W
SEEW14M4AGTN-W



FMPC(M)3000/4000

▶ 3000 Type

: Ø50 ~ Ø100mm

Insert

SDET09M402R-MA
SDET09M405R-MF/MM
SDXT09M405R-MA
SDXT09M405R/L-MF
SDXT09M405R/L-MM

▶ 4000 Type

: Ø63 ~ Ø125mm

Insert

SDET130504R-MA
SDET130508R-MF/MM
SDXT130508R-MA
SDXT130508R-MF/MM



FMPC(M)3000-A/4000-A

Aluminum Body

▶ 3000 Type

: Ø63 ~ Ø100mm

Insert


SDET09M402R-MA
SDET09M405R-MF/MM
SDXT09M405R-MA
SDXT09M405R/L-MF
SDXT09M405R/L-MM

▶ 4000 Type

: Ø63 ~ Ø315mm

Insert

SDET130504R-MA
SDET130508R-MF/MM
SDXT130508R-MA
SDXT130508R-MF/MM



FMPS3000/4000

▶ 3000 Type

: Ø25 ~ Ø63mm

Insert

SDET09M402R-MA
SDET09M405R-MF/MM
SDXT09M405R-MA
SDXT09M405R/L-MF
SDXT09M405R/L-MM

▶ 4000 Type

: Ø40 ~ Ø63mm

Insert

SDET130504R-MA
SDET130508R-MF/MM
SDXT130508R-MA
SDXT130508R-MF/MM



FMRC(M)3000/4000

▶ 3000 Type

: Ø40 ~ Ø100mm

Insert

RDCT10T3M0-MA
RDKT10T3M0-MF/MM

▶ 4000 Type

: Ø50 ~ Ø125mm

Insert

RDCT1204M0-MA
RDKT1204M0-MF/MM



FMRC(M)5000/6000

▶ 5000 Type

: Ø50 ~ Ø125mm

Insert

RDHW2006M0E/F/S
RDKT1605M0-MM/MF/ML

▶ 6000 Type

: Ø63 ~ Ø160mm

Insert

RDHW2006M0E/F/S
RDKT2006M0-MM



» Future Mill

FMRS1000/1500

▶ 1000 Type

: Ø8 ~ Ø15mm

Insert

RDHW0501M0E, F, S
RDKW0501M0E

▶ 1500 Type

: Ø10 ~ Ø20mm

Insert

RDHW06T1M0E, F, S
RDKW06T1M0E



FMRS2000/2500

▶ 2000 Type

: Ø15 ~ Ø20mm

Insert

RDHW0702M0E, F, S
RDKW0702M0E

▶ 2500 Type

: Ø16 ~ Ø25mm

Insert

RDHW0803M0E, F, S
RDKW0803M0E



FMRS3000/4000

▶ 3000 Type

: Ø21 ~ Ø40mm

Insert

RDCT10T3M0-MA
RDKT10T3M0-MF/MM

▶ 4000 Type

: Ø32 ~ Ø50mm

Insert

RDCT1204M0-MA
RDKT1204M0-MF/MM



FMRS5000/6000

▶ 5000 Type

: Ø40 ~ Ø63mm

Insert

RDHW1605M0E, F, S
RDKT1605M0-MF/ML/MM

▶ 6000 Type

: Ø50 ~ Ø63mm

Insert

RDHW2006M0E, F, S
RDKT2006M0-MM



FMRM1000/1500/2000/2500

▶ 1000/1500/2000/2500 Type

: Ø8 ~ Ø25mm

Insert

RDHW0501M0E, F, S
RDKW0501M0E
RDHW06T1M0E, F, S
RDKW06T1M0E
RDHW0702M0E, F, S
RDKW0702M0E
RDHW0803M0E, F, S
RDKW0803M0E



• Please refer to page 112 for available adaptors

FMRM3000/4000/5000

▶ 3000/4000/5000 Type

: Ø21 ~ Ø40mm

Insert

RDCT10T3M0-MA
RDKT10T3M0-MF/MM
RDCT1204M0-MA
RDKT1204M0-MF/MM
RDHW1605M0-E
RDKT1605M0-MM/ML



• Please refer to page 112 for available adaptors

» FMR P-positive

FMRC(M)3000/4000

▶ 3000 Type

: Ø40 ~ Ø66mm

Insert

RPCT10T3M0-MA
RPET10T3M0E-ML
RPMT10T3M0E-MF
RPMT10T3M0S-MM
RPMW10T3M0E1

▶ 4000 Type

: Ø50 ~ Ø100mm

Insert

RPCT1204M0-MA
RPET1204M0E-ML
RPMT1204M0E-MF
RPMT1204M0S-MM
RPMW1204M0S1
RPMW1204M0S2



FMRC(M)5000/6000

▶ 5000 Type

: Ø63 ~ Ø160mm

Insert

RPCT1606M0-MA
RPET1606M0E-ML
RPMT1606M0E-MF
RPMT1606M0S-MM
RPMW1606M0S1

▶ 6000 Type

: Ø63 ~ Ø250mm

Insert

RPCT2007M0-MA
RPET2007M0E-ML
RPMT2007M0E-MF
RPMT2007M0S-MM
RPMW2007M0S1



FMRS2500

▶ 2500 Type

: Ø17 ~ Ø26mm

Insert

RPET0803M0E-ML
RPMT0803M0E-MF
RPMT0803M0S-MM
RPMW0803M0E1



FMRS3000/4000

▶ 3000 Type

: Ø25 ~ Ø33mm

Insert

RPCT10T3M0-MA
RPET10T3M0E-ML
RPMT10T3M0E-MF
RPMT10T3M0S-MM
RPMW10T3M0E1

▶ 4000 Type

: Ø25 ~ Ø50mm

Insert

RPCT1204M0-MA
RPET1204M0E-ML
RPMT1204M0E-MF
RPMT1204M0S-MM
RPMW1204M0S1
RPMW1204M0S2



< Face Milling Cutters >

» FMR P-positive

FMRS5000

► 5000 Type

: Ø40 ~ Ø50mm

Insert

RPCT1606M0-MA
RPET1606M0E-ML
RPMT1606M0E-MF
RPMT1606M0S-MM
RPMW1606M0S1



FMRS6000

► 6000 Type

: Ø50mm

Insert

RPCT2007M0-MA
RPCT2007M0E-ML
RPMT2007M0E-MF
RPMT2007M0S-MM
RPMW2007M0S1



FMRM2500/3000/4000/5000

► 2500/3000/4000/5000 Type

: Ø17 ~ Ø42mm

Insert

RPET0803M0E-ML	RPET10T3M0E-ML	RPET1204M0E-ML	RPCT1606M0-MA
RPMT0803M0E-MF	RPMT10T3M0E-MF	RPMT1204M0E-MF	RPET1606M0E-ML
RPMT0803M0S-MM	RPMT10T3M0S-MM	RPMT1204M0S-MM	RPMT1606M0E-MF
RPMW0803M0E1	RPMW10T3M0E1	RPMW1204M0S1	RPMT1606M0S-MM
RPCT10T3M0-MA	RPCT1204M0-MA	RPMW1204M0S2	RPMW1606M0S1

• Please refer to page 112 for available adaptors



» Triple Mill

TPMCM-TN16/20

► TN16 Type

: Ø50 ~ Ø125mm

Insert

TNKT160608PEER-ML
TNKT160608PESR-MM

► TN20 Type

: Ø63 ~ Ø125mm

Insert

TNKT200708PEER-ML
TNKT200708PESR-MM



TPMS-TN11/16

► TN11 Type

: Ø25 ~ Ø40mm

Insert

TNKT110508PEER-ML
TNKT110508PESR-MM

► TN16 Type

: Ø32 ~ Ø40mm

Insert

TNKT160608PEER-ML
TNKT160608PESR-MM



» Double-Mill

AFO(M)4000

► 4000 Type

: Ø80 ~ Ø125mm

Insert

OFCW05T3FN	OFKT05T3EN-MA
OFCW05T3SN	OFKT05T3FN-MA
OFCW05T308FN	OFKT05T3SN-MF/MM
	OFKT05T308SN-MF/MM



AFO(M)5000

► 5000 Type

: Ø80 ~ Ø315mm

Insert

OFCN0704FN	OFKR0704SN-MF/MM
OFCN0704SN	OFKR0704E(F)N-MA
OFCN070408FN	OFKR070408SN-MF/MM
OFCN070408SN	OFKT0704E(F)N-MA
	OFKT0704SN-MM
	REKR170400-MM



» Power Buster

PBAC(M)5000

► 5000 Type

: Ø80 ~ Ø315mm

Insert

TNMX2710AZNR-NM
TNMX2710AZNL-NM



PBZC(M)5000

► 5000 Type

: Ø80 ~ Ø315mm

Insert

TNMX2710AZNR-NM
TNMX2710AZNL-NM



» Power Buster

PBPCM6000

- ▶ **6000 Type**
: Ø80 ~ Ø315mm
Insert
TNMX3012PNR-NM



» Mill-Max

ADN(M)4000/5000+

- ▶ **4000 Type**
: Ø80 ~ Ø315mm
Insert
SDCN42
SDCN1203
SDKN1203
SDKR1203
- ▶ **5000+ Type**
: Ø80 ~ Ø315mm
Insert
SDCN53
SDCN1504
SDKN1504
SDKR1504




AE(M)4000/5000

- ▶ **4000 Type**
: Ø80 ~ Ø315mm
Insert
SECN1203
SEKN1203
SEKR1203
- ▶ **5000 Type**
: Ø80 ~ Ø315mm
Insert
SECN1504
SEKN1504
SEKR1504



EF(M)4000

- ▶ **4000 Type**
: Ø80 ~ Ø315mm
Insert
SFCN1203EFR




EN(M)4000

- ▶ **4000 Type**
: Ø80 ~ Ø315mm
Insert
SNCN1204ENN
SNKN1204ENN



EPN(M)4000/5000+

- ▶ **4000 Type**
: Ø80 ~ Ø315mm
Insert
SPCN1203
SPKN1203
SPKR1203
SPEX1203
- ▶ **5000+ Type**
: Ø80 ~ Ø315mm
Insert
SPCN1504
SPKN1504
SPKR1504
SPEX1504




PF(M)4000

- ▶ **4000 Type**
: Ø80 ~ Ø315mm
Insert
TFCN2203PFR
TFCN2203PFL



PPN(M)4000

- ▶ **4000 Type**
: Ø80 ~ Ø315mm
Insert
TPCN2204
TPKN2204
TPKR2204



» Mill-Max Heavy

HDDCM7000/9000

- ▶ **7000 Type**
: Ø125 ~ Ø315mm
Insert
SCKN220715DDSR-MM
- ▶ **9000 Type**
: Ø125 ~ Ø315mm
Insert
SCKN280920DDSR-MM



» Shave Mill

SVM(M)4000

- ▶ **4000 Type**
: Ø80 ~ Ø315mm
Insert
SNEU120420-MF
SNEU1204ANN-MF
SNEU1204R-WMF
SNEU1204-TBW



Face Milling Cutters

Shave Mill Ultra

SVUM6000

- ▶ **6000 Type**
: Ø80 ~ Ø315mm
Insert
LNCS1907-R3.0-WC
LNCS1907-C1.5-WC



SVUM6000-B

- ▶ **6000 Type**
: Ø80 ~ Ø315mm
Insert
LNCS1907-R3.0-WC
LNCS1907-C1.5-WC



High Feed Cutter

ANH4000/5000

- ▶ **4000 Type**
: Ø100 ~ Ø450mm
Insert
SNCN1204ENN
SNKN1204ENN
- ▶ **5000 Type**
: Ø100 ~ Ø450mm
Insert
SNCN 1504ENN
SNKN 1504ENN



CDH4000/5000

- ▶ **4000 Type**
: Ø100 ~ Ø450mm
Insert
SDCN42R
SDCN42L
- ▶ **5000 Type**
: Ø100 ~ Ø450mm
Insert
SDCN53R
SDCN53L



High Feed Cutter

DEH5000

- Ø100 ~ Ø450mm
Insert
HECN090408FN



DPH5000

- Ø100 ~ Ø450mm
Insert
HPEN090408
HPEN090408-WC



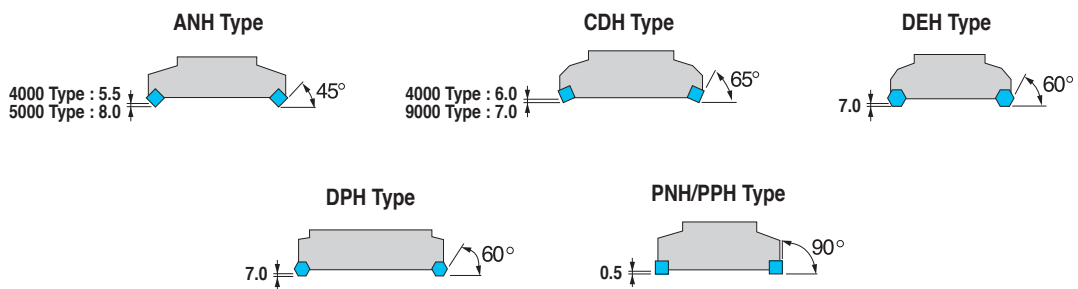
PNH4000/5000

- Ø125 ~ Ø450mm
Insert
SNEF435
SNEF535



PPH4000

- Ø125 ~ Ø450mm
Insert
SPEN120416-WC



Multi Functional Cutters

Alpha Mill-X

AMXCM-AD10/12/17

▶ AD10 Type

: Ø40 ~ Ø80mm

Insert

ADKT10T304PEER-ML
ADKT10T304PESR-MM
ADKT10T308PESR-MM
ADKT10T312PESR-MM

▶ AD12 Type

: Ø40 ~ Ø80mm

Insert

ADKT120408PESR-ML
ADKT120408PESR-MM
ADKT120412PESR-MM
ADKT120416PESR-MM

▶ AD17 Type

: Ø40 ~ Ø125mm

Insert

ADKT170608PESR-ML
ADKT170604PESR-MM
ADKT170608PESR-MM
ADKT170616PESR-MM
ADKT170620PESR-MM



AMXS-AD10/12/17

▶ AD10 Type

: Ø16 ~ Ø40mm

Insert

ADKT10T304PEER-ML
ADKT10T304PESR-MM
ADKT10T308PESR-MM
ADKT10T312PESR-MM

▶ AD12 Type

: Ø18 ~ Ø40mm

Insert

ADKT120408PESR-ML
ADKT120408PESR-MM
ADKT120412PESR-MM
ADKT120416PESR-MM

▶ AD17 Type

: Ø20 ~ Ø40mm

Insert

ADKT170608PESR-ML
ADKT170604PESR-MM
ADKT170608PESR-MM
ADKT170616PESR-MM
ADKT170620PESR-MM



Alpha Mill

AMC(M)-S

1000S, 1500S, 2000S, 3000S(-K), 4000S

▶ 1000 Type

: Ø32 ~ Ø63mm

▶ 1500 Type

: Ø40 ~ Ø100mm

▶ 2000 Type

: Ø40 ~ Ø100mm

▶ 3000 Type

: Ø40 ~ Ø100mm

▶ 4000 Type

: Ø50 ~ Ø200mm



AMC(M)-SE

1000SE, 2000SE, 3000SE

▶ 1000 Type

: Ø40 ~ Ø50mm

▶ 2000 Type

: Ø80 ~ Ø100mm

▶ 3000 Type

: Ø80 ~ Ø100mm



AMC(M)-M

2000M, 3000M, 4000M

▶ 2000 Type

: Ø50 ~ Ø100mm

▶ 3000 Type

: Ø63 ~ Ø100mm

▶ 4000 Type

: Ø63 ~ Ø125mm



AMS-S

1000S, 1500S, 2000S, 3000S, 3000S(-K), 4000S

▶ 1000 Type

: Ø10 ~ Ø33mm

▶ 1500 Type

: Ø25 ~ Ø40mm

▶ 2000 Type

: Ø10 ~ Ø63mm

▶ 3000 Type

: Ø25 ~ Ø63mm

▶ 4000 Type

: Ø20 ~ Ø63mm



AMS-SE

1000SE, 2000SE, 3000SE

▶ 1000 Type

: Ø25mm

▶ 2000 Type

: Ø25 ~ Ø63mm

▶ 3000 Type

: Ø50 ~ Ø63mm



AMS-M

1000M, 1500M, 2000M, 4000M

▶ 1000 Type

: Ø16 ~ Ø25mm

▶ 1500 Type

: Ø20 ~ Ø32mm

▶ 2000 Type

: Ø20 ~ Ø40mm

▶ 4000 Type

: Ø32 ~ Ø50mm



AMS-MH

1000MH, 1500MH, 2000MH, 3000MH(-K)

▶ 1000 Type

: Ø14 ~ Ø18mm

▶ 1500 Type

: Ø20mm

▶ 2000 Type

: Ø25 ~ Ø32mm

▶ 3000 Type

: Ø40mm



AMM

1000M, 1500M, 2000M

▶ 1000 Type

: Ø12 ~ Ø32mm

▶ 1500 Type

: Ø10 ~ Ø32mm

▶ 2000 Type

: Ø16 ~ Ø40mm



BT Tooling system (Single)

AM1000HS, AM1500HS, AM2000HS, AM3000HS, AM4000HS

▶ 1000 Type

: Ø10 ~ Ø20mm

▶ 1500 Type

: Ø16 ~ Ø40mm

▶ 2000 Type

: Ø16 ~ Ø50mm

▶ 3000 Type

: Ø25 ~ Ø50mm

▶ 4000 Type

: Ø20 ~ Ø50mm



• Please refer to page 112 for available adaptors

Multi Functional Cutters

Alpha Mill

BT Tooling system (Multi)

AM1000, AM1500, AM2000, AM3000, AM4000

- ▶ **1000 Type**
: Ø16 ~ Ø25mm
- ▶ **1500 Type**
: Ø20 ~ Ø32mm
- ▶ **2000 Type**
: Ø20 ~ Ø100mm
- ▶ **3000 Type**
: Ø50 ~ Ø100mm
- ▶ **4000 Type**
: Ø40 ~ Ø100mm



HSK Tooling system (Single)

AM1000HS, AM1500HS, AM2000HS, AM3000HS, AM4000HS

- ▶ **1000 Type**
: Ø10 ~ Ø20mm
- ▶ **1500 Type**
: Ø16 ~ Ø40mm
- ▶ **2000 Type**
: Ø16 ~ Ø50mm
- ▶ **3000 Type**
: Ø25 ~ Ø50mm
- ▶ **4000 Type**
: Ø20 ~ Ø50mm



HSK Tooling system (Multi)

AM1000, AM1500, AM2000, AM3000, AM4000

- ▶ **1000 Type**
: Ø16 ~ Ø25mm
- ▶ **1500 Type**
: Ø20 ~ Ø32mm
- ▶ **2000 Type**
: Ø20 ~ Ø100mm
- ▶ **3000 Type**
: Ø50 ~ Ø100mm
- ▶ **4000 Type**
: Ø40 ~ Ø100mm



Have Mill

HAVE (Multi Edge)

Ø16 ~ Ø50mm

Insert

- | | |
|---------------|---------------|
| XPMT0802ER-MM | XPMT2006ER-MM |
| XPMT1003ER-MM | XPMT2507ER-MM |
| XPMT13T3ER-MM | |
| XPMT1604ER-MM | |
| XPMT1805ER-MM | |



HAVE (Single Edge)

Ø16 ~ Ø50mm

Insert

- | | |
|---------------|---------------|
| XPMT0802ER-MM | XPMT2006ER-MM |
| XPMT1003ER-MM | XPMT2507ER-MM |
| XPMT13T3ER-MM | |
| XPMT1604ER-MM | |
| XPMT1805ER-MM | |



Turbo Mill

ADS4000/5000

- | | |
|-------------------------------------|-------------------------------------|
| ▶ 4000 Type
: Ø50 ~ Ø63mm | ▶ 5000 Type
: Ø50 ~ Ø63mm |
| Insert | Insert |
| SDCN42 | SDCN53 |
| SDCN1203 | SDCN1504 |
| SDKN1203 | SDKN1504 |
| SDKR1203 | SDKR1504 |



PES2000/3000/4000

- | | |
|---|--------------|
| ▶ 2000/3000/4000 Type
: Ø20 ~ Ø63mm | |
| Insert | |
| TECN22R/TR | TEEN43R-G |
| TECN32R/TR | TEEN43TR-S20 |
| TECN32TR-S20 | TEEN43TR-Z |
| TEEN43R/TR | TEEN43TR-ZH |

2000/3000 Type

4000 Type



Tank Mill

THE

Ø25 ~ Ø50mm

Insert

- | | |
|---------------|-----------------|
| SPMT060304 | APLT070304R |
| SDMT090308-MM | ADLT150308R |
| SPMT120408-MM | ZPMT1504PPSR-MM |



T-Cutter

TFE

Ø21 ~ Ø50mm

Insert

- | |
|---------------|
| CPMT060204-MM |
| CPMT080308-MM |
| CPMT09T308-MM |
| CPMH120408-MM |



» Chamfer Tool

CE (Back & Front)

► Chamfer angles

15°, 30°, 45°, 60°

Insert

SPMT110408-KC
SPMN120308

15-1125R-S20 60-1125R-S32
30-1125R-S20 45-1207R-S32
45-1107R-S20 45-1220R-S32
45-1119R-S20 45-1225R-S32
45-1125R-S20 45-1235R-S32



CE (Long Chamfer)

► Chamfer angles

30°, 45°, 60°

Insert

XCET310404ER-KC

30-3105R-S32
45-3105R-S32
60-3105R-S32



CE (Multi-functional)

► Chamfer angles

45°

Insert

TWX16R-KC
TWX22R-KC

45-1600R-S12
45-1600R-S20
45-1600R-L20
45-2200R-S12
45-2200R-S25
45-2200R-L25



CET

CET060-□□□
CET090-□□□
CET120-□□□



CCT

CCT060-□□□
CCT060T-□□□
CCT060T-□□□L
CCT090-□□□
CCT090T-□□□
CCT090T-□□□L
CCT120-□□□
CCT120T-□□□
CCT120T-□□□L



For Aluminum Milling

Pro-A Mill

PAC(M)2000/4000

- ▶ **2000/4000 Type** : $\varnothing 40 \sim \varnothing 100\text{mm}$
Insert
 VCKT11T210N-MA
 VCKT220530N-MA



PAS2000/4000

- ▶ **2000 Type** : $\varnothing 12 \sim \varnothing 42\text{mm}$
Insert
 VDKT11T210N-MA
 VDKT11T220N-MA
- ▶ **4000 Type** : $\varnothing 32 \sim \varnothing 40\text{mm}$
Insert
 VCKT220530N-MA



PAM2000

- ▶ **2000 Type** : $\varnothing 12 \sim \varnothing 42\text{mm}$
Insert
 VDKT11T210N-MA



• Please refer to page 112 for available adaptors

Pro-X Mill

PAXC(M)5000/6000

- ▶ **5000 Type** : $\varnothing 40 \sim \varnothing 125\text{mm}$
Insert
 XEKT19M5□□FR-MA
 XEKT19M5□□ER-ML
- ▶ **6000 Type** : $\varnothing 50 \sim \varnothing 125\text{mm}$
Insert
 XEKT2506□□FR-MA
 XEKT2506□□ER-ML



PAXS5000/6000

- ▶ **5000 Type** : $\varnothing 20 \sim \varnothing 40\text{mm}$
Insert
 XEKT19M5□□FR-MA
 XEKT19M5□□ER-ML
- ▶ **6000 Type** : $\varnothing 25 \sim \varnothing 40\text{mm}$
Insert
 XEKT2506□□FR-MA
 XEKT2506□□ER-ML



PAXM5000

- ▶ **5000 Type** : $\varnothing 25 \sim \varnothing 40\text{mm}$
Insert
 XEKT19M5□□FR-MA
 XEKT19M5□□ER-ML



• Please refer to page 112 for available adaptors

Pro-L Mill

PALCM

- $\varnothing 63\text{mm}$
Insert
 LXET3405PEFR-63-MA/ML
 LXET3405□□PEFR-63-MA/ML



PALS (Single Edge)

- $\varnothing 32, \varnothing 40\text{mm}$
Insert
 LXET2504PEER-□□-MA/ML
 LXET2504□□PEER-□□-MA/ML
 LXET2504PEFR-□□-MA/ML
 LXET2504□□PEFR-□□-MA/ML
- $\varnothing 50, \varnothing 63\text{mm}$
Insert
 LXET3405PEER-□□-MA/ML
 LXET3405□□PEER-□□-MA/ML
 LXET3405PEFR-□□-MA/ML
 LXET3405□□PEFR-□□-MA/ML



PALS (Multi Edge)

- $\varnothing 63\text{mm}$
Insert
 LXET3405PEER-□□-MA/ML
 LXET3405□□PEER-□□-MA/ML
 LXET3405PEFR-□□-MA/ML
 LXET3405□□PEFR-□□-MA/ML



Pro-XL Mill

PXL

- $\varnothing 40 \sim \varnothing 80\text{mm}$
Insert
 LDET650540PPFR-MA
 LDET650550PPFR-MA



Pro-V Mill

PAVCM-XD19

- $\varnothing 40 \sim \varnothing 125\text{mm}$
Insert
 XDET1905□□PEFR-MA



PAVS-XD19

- $\varnothing 25 \sim \varnothing 40\text{mm}$
Insert
 XDET1905□□PEFR-MA



HSK-XD19

- $\varnothing 32 \sim \varnothing 50\text{mm}$
Insert
 XDET1905□□PEFR-MA




» Aero Mill

APD(M)-A

Ø80 ~ Ø315mm

Insert

CDEW1204R/L-XCF
CDEW1204R/L-XAF
CDEW1204R-NAF
CDEW1204R/L-XAW
CDEW1204R-NAW



» Aero Mill-Plus

APD(M)-PB

Ø80 ~ Ø315mm

Insert

BAMPR-XAF
BAMPR-XAW
BAMPR-XAWR



» Aero Mill-Mini

MAPD000HR/L-Z0

Ø40 ~ Ø63mm

Insert

SNEW09T3ADFR
SNEW09T3ADTR-XAF
SNEW09T3ADTR-XAW
SNEW09T3ADTR-NAF
SNEW09T3ADTR-NAW



MAPDS000HR/L-Z0

Ø32 ~ Ø40mm

Insert

SNEW09T3ADFR
SNEW09T3ADTR-XAF
SNEW09T3ADTR-XAW
SNEW09T3ADTR-NAF
SNEW09T3ADTR-NAW



High Feed Milling Cutters

HRM/HRM Double Tools

HRMDC(M)09/13

- ▶ **09 Type**
: Ø40 ~ Ø100mm
Insert
WNMX09T316ZNN-MF/ML/MM
- ▶ **13 Type**
: Ø50 ~ Ø125mm
Insert
WNMX130520ZNN-MF/ML/MM



HRMDC(M)16

- ▶ **16 Type**
: Ø80 ~ Ø315mm
Insert
WNMX160720ZNN-MF/ML/MM



HRMDS06

- ▶ **06 Type**
: Ø16 ~ Ø33mm
Insert
WNMX060312ZNN-MF/ML/MM



HRMDS09/13

- ▶ **09 Type**
: Ø25 ~ Ø50mm
Insert
WNMX09T316ZNN-MF/ML/MM
- ▶ **13 Type**
: Ø32 ~ Ø63mm
Insert
WNMX130520ZNN-MF/ML/MM



HRMDM06

- ▶ **06 Type**
: Ø16 ~ Ø33mm
Insert
WNMX060312ZNN-MF/ML/MM



HRMDM09/13

- ▶ **09 Type**
: Ø25 ~ Ø40mm
Insert
WNMX09T316ZNN-MF/ML/MM
- ▶ **13 Type**
: Ø32 ~ Ø40mm
Insert
WNMX130520ZNN-MF/ML/MM



• Please refer to page 112 for available adaptors

• Please refer to page 112 for available adaptors

HRMC(M)13/15

- ▶ **13 Type**
: Ø50 ~ Ø80mm
Insert
WDKT130520ZDSR-MH
- ▶ **15 Type**
: Ø63 ~ Ø160mm
Insert
WDKT150625ZDSR-MH



HRMS08/10

- ▶ **08 Type**
: Ø20 ~ Ø21mm
Insert
WDKT080316ZDSR-MH
- ▶ **10 Type**
: Ø25 ~ Ø30mm
Insert
WDKT10T320ZDSR-MH



HRMS13/15

- ▶ **13 Type**
: Ø32 ~ Ø40mm
Insert
WDKT130520ZDSR-MH
- ▶ **15 Type**
: Ø50 ~ Ø63mm
Insert
WDKT150625ZDSR-MH



HRMM08/10/13

- ▶ **08/10/13 Type**
: Ø20 ~ Ø40mm
Insert
WDKT080316ZDSR-MH
WDKT10T320ZDSR-MH
WDKT130520ZDSR-MH



• Please refer to page 112 for available adaptors

» HFM (High Feed Mill)

HFMS1000

► 1000 Type

: $\varnothing 8 \sim \varnothing 21\text{mm}$

Insert

LPMT040210R-MF
LPMT040220R-MF
LPMW040210R
LPMW040220R
LPEW040210R
LPEW040220R



HFMM1000

► 1000 Type

: $\varnothing 8 \sim \varnothing 33\text{mm}$

Insert

LPMT040210R-MF
LPMT040220R-MF
LPMW040210R
LPMW040220R
LPEW040210R
LPEW040220R



• Please refer to page 112 for available adaptors

» HFMD (High Feed Mill Double)

HFMDCM-LN06

$\varnothing 32 \sim \varnothing 66\text{mm}$

Insert

LNMX060310R-MF
LNMX060310R-ML
LNMX060310R-MM



HFMDC(M)-LN10

$\varnothing 40 \sim \varnothing 100\text{mm}$

Insert

LNMX100412R-ML
LNMX100412R-MF
LNMX100412R-MM



HFMS-LN04

$\varnothing 8 \sim \varnothing 21\text{mm}$

Insert

LNMX040205R-ML
LNMX040205R-MM



HFMS-LN06

$\varnothing 16 \sim \varnothing 40\text{mm}$

Insert

LNMX060310R-MF
LNMX060310R-ML
LNMX060310R-MM



HFMS-LN10

$\varnothing 25 \sim \varnothing 42\text{mm}$

Insert

LNMX100412R-ML
LNMX100412R-MF
LNMX100412R-MM



HFMDM-LN04

$\varnothing 10 \sim \varnothing 35\text{mm}$

Insert

LNMX040205R-ML
LNMX040205R-MM



HFMDM-LN06

$\varnothing 16 \sim \varnothing 42\text{mm}$

Insert

LNMX060310R-MF
LNMX060310R-ML
LNMX060310R-MM



HFMDM-LN10

$\varnothing 25 \sim \varnothing 42\text{mm}$

Insert

LNMX100412R-ML
LNMX100412R-MF
LNMX100412R-MM



Side Cutters


» Tangential Type (Full Side Cutter)

TAFCP(M)

Ø100 ~ Ø315mm

Insert

CNHQ1005-□□□
CNHQ1305-□□□
CNHQ1606-□□□




TAFCB(M)

Ø100 ~ Ø315mm

Insert

CNHQ1005-□□□
CNHQ1305-□□□
CNHQ1606-□□□



» Tangential Type (Half Side Cutter)

TAHCP(M)

Ø100 ~ Ø315mm

Insert

CNHQ1005-□□□
CNHQ1305-□□□
CNHQ1606-□□□



TAHCB(M)

Ø100 ~ Ø315mm

Insert

CNHQ1005-□□□
CNHQ1305-□□□
CNHQ1606-□□□



» Radial Type (Full Side Cutter)

RAFCP(M)

Ø100 ~ Ø315mm

Insert

SDXT09M40□R/L
SDXT13050□R/L



RAFCB(M)

Ø100 ~ Ø315mm

Insert

SDXT09M40□R/L
SDXT13050□R/L



» Radial Type (Half Side Cutter)

RAHCP(M)

Ø100 ~ Ø315mm

Insert

SDXT09M40□R/L
SDXT13050□R/L



RAHCB(M)

Ø100 ~ Ø315mm

Insert

SDXT09M40□R/L
SDXT13050□R/L



Side Cutters

SPP(M)

Ø80 ~ Ø200mm

Insert

PNEJ12□□N



SPB(M)

Ø80 ~ Ø200mm

Insert

PNEJ12□□N



SPS

Ø50 ~ Ø200mm

Insert

SPFN200

SPFN300

SPFN400



Wind Mill

WFSB(M)

Boss Type

Ø80 ~ Ø250mm

Insert

SNHT11023□□R/L-WX

SNHT1103□□R/L-WX

SNHT1203□□R/L-WX

SNHT12035□□R/L-WX

SNHT1204□□R/L-WX

SNHT12045□□R/L-WX

SNHT1205□R/L-WX

SNHT12054□R/L-WX

SNHT1206□□R/L-WX

SNHT12065□□R/L-WX

SNHT1207□□R/L-WX

SNHT12075□□R/L-WX



WFSP(M)

Plane Type

Ø80 ~ Ø250mm

Insert

SNHT11023□□R/L-WX

SNHT1103□□R/L-WX

SNHT1203□□R/L-WX

SNHT12035□□R/L-WX

SNHT1204□□R/L-WX

SNHT12045□□R/L-WX

SNHT1205□R/L-WX

SNHT12054□R/L-WX

SNHT1206□□R/L-WX

SNHT12065□□R/L-WX

SNHT1207□□R/L-WX

SNHT12075□□R/L-WX



Endmills / Drills

KORLOY provides high quality endmills and drills thanks to its advanced technology and accumulated know-how of tooling systems, carrying out values for higher productivity and quality results.

- Solid Endmills
- Solid Drills
- Indexable Drills / Indexable Endmills



Solid Endmills

» H-Star Endmill

ESB702/712/703/734 (Ball)

No. of flutes : 2 ~ 4
Cutting diameter : $\varnothing 0.1 \sim \varnothing 12$




ESE702/712/704/714/724(6)/716 (Flat)

No. of flutes : 2 ~ 6
Cutting diameter : $\varnothing 1 \sim \varnothing 20$



ESR702/732/704/714/724/734/706/736 (Radius)

No. of flutes : 2 ~ 6
Cutting diameter : $\varnothing 1 \sim \varnothing 12$



ESRB712 (Rib Ball)

No. of flutes : 2
Cutting diameter : $\varnothing 0.1 \sim \varnothing 12$



ESRE712 (Rib Flat)

No. of flutes : 2
Cutting diameter : $\varnothing 0.1 \sim \varnothing 12$



ESXE704/714 (Flat)

No. of flutes : 4
Cutting diameter : $\varnothing 1 \sim \varnothing 12$



ESXR704 (Radius)

No. of flutes : 4
Cutting diameter : $\varnothing 2 \sim \varnothing 12$



ESLNB20 (Rib Ball)

No. of flutes : 2
Cutting diameter : $\varnothing 0.1 \sim \varnothing 5$



ESTNB20/30 (Rib Ball)

No. of flutes : 2 ~ 3
Cutting diameter : $\varnothing 0.2 \sim \varnothing 10$



ESLNS20/40 (Rib Flat)

No. of flutes : 2 ~ 4
Cutting diameter : $\varnothing 0.1 \sim \varnothing 5$



ESLNR/ESTNR (Rib Radius)

No. of flutes : 2
Cutting diameter : $\varnothing 0.2 \sim \varnothing 3$



ESPM4 (High feed)

No. of flutes : 4
Cutting diameter : $\varnothing 3 \sim \varnothing 12$



» Z Endmill

ZFE2000 (Flat)

No. of flutes : 2
Cutting diameter : $\varnothing 1 \sim \varnothing 16$



ZFE4000 (Flat)

No. of flutes : 4
Cutting diameter : $\varnothing 1 \sim \varnothing 16$



ZSFE2000 (Short Flat)

No. of flutes : 2
Cutting diameter : $\varnothing 1 \sim \varnothing 12$



Solid Endmills

» Z Endmill

ZSFE4000 (Short Flat)

No. of flutes : 4
Cutting diameter : $\varnothing 1 \sim \varnothing 12$



ZBE2000 (Ball)

No. of flutes : 2
Cutting diameter : $\varnothing 1 \sim \varnothing 12$



» F Endmill

FME4000 (High feed)

No. of flutes : 4
Cutting diameter : $\varnothing 6 \sim \varnothing 12$



FMLE4000 (High feed long)

No. of flutes : 4
Cutting diameter : $\varnothing 6 \sim \varnothing 12$



» D Endmill

DFE2000 (Flat)

No. of flutes : 2
Cutting diameter : $\varnothing 1 \sim \varnothing 12$



DFE4000 (Flat)

No. of flutes : 4
Cutting diameter : $\varnothing 2 \sim \varnothing 12$



DBE2000 (Ball)

No. of flutes : 2
Cutting diameter : $\varnothing 0.6 \sim \varnothing 12$



DBE4000 (Ball)

No. of flutes : 4
Cutting diameter : $\varnothing 2 \sim \varnothing 12$



» Endmills for Specific Aluminum

SSEA2000 (Flat)

No. of flutes : 2
Cutting diameter : $\varnothing 1 \sim \varnothing 20$



SSEA3000 (Flat)

No. of flutes : 3
Cutting diameter : $\varnothing 2 \sim \varnothing 16$



SSBEA2000 (Ball)

No. of flutes : 2
Cutting diameter : $\varnothing 1 \sim \varnothing 20$



» C-Max

CFE2000 (Flat)

No. of flutes : 2
Cutting diameter : $\varnothing 1 \sim \varnothing 12$



CFNE2000 (Long Neck Flat)

No. of flutes : 2
Cutting diameter : $\varnothing 0.5 \sim \varnothing 4$



CBE2000 (Ball)

No. of flutes : 2
Cutting diameter : $\varnothing 1 \sim \varnothing 12$



CBNE2000 (Long Neck Ball)

No. of flutes : 2
Cutting diameter : $\varnothing 0.5 \sim \varnothing 4$



CRE2000 (Radius)

No. of flutes : 2
Cutting diameter : $\varnothing 2 \sim \varnothing 12$



CRNE2000 (Long Neck Radius)

No. of flutes : 2
Cutting diameter : $\varnothing 1 \sim \varnothing 4$



» Super Endmill

SFES4000 (Flat)

No. of flutes : 4
Cutting diameter : $\varnothing 3 \sim \varnothing 20$



SRES4000 (Radius)

No. of flutes : 4
Cutting diameter : $\varnothing 3 \sim \varnothing 20$



» Composite Router Endmill

CCDR4000

No. of flutes : 4
Cutting diameter : $\varnothing 6 \sim \varnothing 8$



CCDR6000

No. of flutes : 6
Cutting diameter : $\varnothing 10 \sim \varnothing 12$



CCHR4000

No. of flutes : 4
Cutting diameter : $\varnothing 6 \sim \varnothing 8$



CCHR6000

No. of flutes : 6
Cutting diameter : $\varnothing 10 \sim \varnothing 12$



CCR2000

No. of flutes : 2
Cutting diameter : $\varnothing 4 \sim \varnothing 12$



CCLR4000

No. of flutes : 4
Cutting diameter : $\varnothing 4 \sim \varnothing 12$



Composite Router Endmill

CCRR6000

No. of flutes : 6
Cutting diameter : $\varnothing 6 \sim \varnothing 8$



CCRR8000

No. of flutes : 8
Cutting diameter : $\varnothing 10 \sim \varnothing 12$



I+ Endmill

IPFE2000 (Flat)

No. of flutes : 2
Cutting diameter : $\varnothing 1 \sim \varnothing 20$



IPFE4000 (Flat)

No. of flutes : 4
Cutting diameter : $\varnothing 1 \sim \varnothing 20$



IPLFE2000 (Long Flat)

No. of flutes : 2
Cutting diameter : $\varnothing 6 \sim \varnothing 12$



IPLFE4000 (Long Flat)

No. of flutes : 4
Cutting diameter : $\varnothing 6 \sim \varnothing 12$



IPBE2000 (Ball)

No. of flutes : 2
Cutting diameter : $\varnothing 0.5 \sim \varnothing 10$



IPBE4000 (Ball)

No. of flutes : 4
Cutting diameter : $\varnothing 0.5 \sim \varnothing 10$



IPLBE2000 (Long Ball)

No. of flutes : 2
Cutting diameter : $\varnothing 0.5 \sim \varnothing 8$



IPRE2000 (Radius)

No. of flutes : 2
Cutting diameter : $\varnothing 1 \sim \varnothing 12$




IPRE4000 (Radius)

No. of flutes : 4
Cutting diameter : $\varnothing 2 \sim \varnothing 12$



IPLRE2000 (Long Radius)

No. of flutes : 2
Cutting diameter : $\varnothing 3 \sim \varnothing 12$



IPLRE4000 (Long Radius)

No. of flutes : 4
Cutting diameter : $\varnothing 3 \sim \varnothing 12$



» S+ Endmill

SPFE4000 (Flat)

No. of flutes : 4
Cutting diameter : $\varnothing 1 \sim \varnothing 20$



SPRE4000 (Radius)

No. of flutes : 4
Cutting diameter : $\varnothing 1 \sim \varnothing 20$




» R+ Endmill

RPAE

Roughing Endmill for Wave Form of AI

No. of flutes : 3
Cutting diameter : $\varnothing 6 \sim \varnothing 25$



RPE-FP-H

Standard Roughing Endmill for Fine Pitches

No. of flutes : 4
Cutting diameter : $\varnothing 5 \sim \varnothing 20$



RPLE-FP-H

Long Type Roughing Endmill for Fine Pitches

No. of flutes : 4
Cutting diameter : $\varnothing 5 \sim \varnothing 20$



RPE-XG

Roughing Endmill with Finishing Capability

No. of flutes : 4
Cutting diameter : $\varnothing 6 \sim \varnothing 20$



RPE-FP-L

Roughing Endmill for Fine Pitches

No. of flutes : 4
Cutting diameter : $\varnothing 5 \sim \varnothing 20$



RPE-RG

Standard Roughing Endmill

No. of flutes : 4
Cutting diameter : $\varnothing 5 \sim \varnothing 20$



RPE-RG

4F Roughing Endmill

No. of flutes : 4
Cutting diameter : $\varnothing 6 \sim \varnothing 20$



RPE-FF

Roughing Endmill for Fine Pitches


No. of flutes : 4
Cutting diameter : $\varnothing 6 \sim \varnothing 20$



RPE-FP

Roughing Endmill for Fine Pitches

No. of flutes : 4
Cutting diameter : $\varnothing 6 \sim \varnothing 20$



RPE-RG

Roughing Endmill

No. of flutes : 4
Cutting diameter : $\varnothing 6 \sim \varnothing 20$



Solid Endmills

» A+ Endmill

APFE2000 (Flat)

No. of flutes : 2
Cutting diameter : $\varnothing 1 \sim \varnothing 20$



APFE3000 (Flat)

No. of flutes : 3
Cutting diameter : $\varnothing 1 \sim \varnothing 20$



APMFE2000 (Middle Flat)

No. of flutes : 2
Cutting diameter : $\varnothing 3 \sim \varnothing 20$



APMFE3000 (Middle Flat)

No. of flutes : 3
Cutting diameter : $\varnothing 3 \sim \varnothing 20$



APLFE2000 (Long Flat)

No. of flutes : 2
Cutting diameter : $\varnothing 3 \sim \varnothing 20$



APLFE3000 (Long Flat)

No. of flutes : 3
Cutting diameter : $\varnothing 3 \sim \varnothing 20$



APBE2000 (Ball)

No. of flutes : 2
Cutting diameter : $\varnothing 1 \sim \varnothing 12$



AFE3000 (Short Flat)

No. of flutes : 3
Cutting diameter : $\varnothing 1 \sim \varnothing 20$



AFE3000 (Flat)

No. of flutes : 3
Cutting diameter : $\varnothing 1 \sim \varnothing 20$



AFE3000 (Long Flat)

No. of flutes : 3
Cutting diameter : $\varnothing 1 \sim \varnothing 20$



APRE3000 (Roughing)

No. of flutes : 3
Cutting diameter : $\varnothing 4 \sim \varnothing 25$



RPAE3000 (Wave Roughing)

No. of flutes : 3
Cutting diameter : $\varnothing 6 \sim \varnothing 25$



» M+ Endmill

MPRE4000-B

No. of flutes : 4
Cutting diameter : $\varnothing 3 \sim \varnothing 20$



» PCD Endmills

PDE1000 (Flat)

No. of flutes : 1
Cutting diameter : $\varnothing 4.6 \sim \varnothing 6$



PDE2000 (Flat)

No. of flutes : 2
Cutting diameter : $\varnothing 6 \sim \varnothing 12$



» Brazed Endmills

ZSE200 (Flat)

No. of flutes : 2
Cutting diameter : $\varnothing 14 \sim \varnothing 50$



ZSE300 (Flat)

No. of flutes : 3
Cutting diameter : $\varnothing 14 \sim \varnothing 50$



ZSE400 (Flat)

No. of flutes : 4
Cutting diameter : $\varnothing 14 \sim \varnothing 50$



ZSE600 (Flat)

No. of flutes : 6
Cutting diameter : $\varnothing 34 \sim \varnothing 50$



ZSEA200 (Flat)

No. of flutes : 2
Cutting diameter : $\varnothing 15 \sim \varnothing 50$



ZSEL200 (Long Flat)

No. of flutes : 2
Cutting diameter : $\varnothing 14 \sim \varnothing 50$



ZSEL400 (Long Flat)

No. of flutes : 4
Cutting diameter : $\varnothing 16 \sim \varnothing 40$



ZSEXL200 (Long Flat)

No. of flutes : 2
Cutting diameter : $\varnothing 20 \sim \varnothing 25$



ZSBE200 (Ball)

No. of flutes : 2
Cutting diameter : $\varnothing 13 \sim \varnothing 50$



» Mach Solid Drill Plus

MSDP

Aspect Ratio(L/D) : 3, 5
Cutting diameter : $\varnothing 1 \sim \varnothing 2.4$

MSDP□□□-□P/M/K/N



MSDPH

Oil hole type

Aspect Ratio(L/D) : 3, 5, 7
Cutting diameter : $\varnothing 2.5 \sim \varnothing 20$

MSDPH□□□-□P/M/K/N



» Mach Solid Drills Plus-S

MSDPH-S

Aspect Ratio(L/D) : 3, 5
Cutting diameter : $\varnothing 3 \sim \varnothing 16$

MSDPH□□□-□S



» MSD Plus CFRP

MSDP-C

Aspect Ratio(L/D) : 5
Cutting diameter : $\varnothing 3 \sim \varnothing 12.7$

MSDPH□□□-□S5




» HSD Plus

HSD(H)

Aspect Ratio(L/D) : 3, 5
Cutting diameter : $\varnothing 3 \sim \varnothing 20$

HSD(H)□□□-□D(-A)



HSDP(H)

Aspect Ratio(L/D) : 3, 5, 8
Cutting diameter : $\varnothing 3 \sim \varnothing 20$

HSDP(H)□□□-□D(-A)



Solid Drills

MSFD

MSFD

Aspect Ratio(L/D) : 2
Cutting diameter : $\varnothing 2.5 \sim \varnothing 16$

MSDP□□□-□P/M/K/N



MSFDH

Oil hole type

Aspect Ratio(L/D) : 3
Cutting diameter : $\varnothing 2.5 \sim \varnothing 16$

MSDPH□□□-□P/M/K/N



Mach Long Drills Plus

MLDP

Aspect Ratio(L/D) : 10, 15, 20, 25
Cutting diameter : $\varnothing 3 \sim \varnothing 10$

MLD□□□□N-□□P/K/N



Vulcan Drills

VZD

VZD-MA, MBA
Cutting diameter : $\varnothing 12.6 \sim \varnothing 40.5$



VZD

VZD-LA, LBA
Cutting diameter : $\varnothing 12.6 \sim \varnothing 40.5$



ESD Plus

ESDP

Aspect Ratio(L/D) : 3, 5, 7
Cutting diameter : $\varnothing 1 \sim \varnothing 20$

ESDP□□□-□P



Win Drill

WSDP

Aspect Ratio(L/D) : 5, 7
Cutting diameter : $\varnothing 1 \sim \varnothing 20$

WSDP□□□-□D



SSD-N

SSDP

Cutting diameter : $\varnothing 1 \sim \varnothing 13$

SSD□□□-N



Indexable Drills

King Drill

King Drill (2D/3D/4D/5D)

Ø12 ~ Ø60.5mm

Insert

Peripheral		Central	
SPMT040204-PD	XOMT040204-PD		
SPMT050204-PD	XOMT050204-PD		
SPMT060205-PD	XOMT060204-PD		
SPMT07T208-PD	XOMT07T205-PD		
SPMT090308-PD	XOMT090305-PD		
SPMT11T308-PD	XOMT11T306-PD		
SPMT130410-PD	XOMT130406-PD		
SPMT15M510-PD	XOMT15M508-PD		
SPMT180510-PD	XOMT180508-PD		



King Drill-HP (2D/3D/4D)

Ø12 ~ Ø60.5mm

Insert

Peripheral		Central	
SPMT040204-PD	XOMT040204-PD		
SPMT050204-PD	XOMT050204-PD		
SPMT060205-PD	XOMT060204-PD		
SPMT07T208-PD	XOMT07T205-PD		
SPMT090308-PD	XOMT090305-PD		



King Drill

For large diameter drilling

KING DRILL- Cartridge Type








Ø61 ~ Ø100mm

Cartridge

Internal		External	
KDC6165C	KDC8085C	KDC6165P	KDC8085P
KDC6570C	KDC8590C	KDC6570P	KDC8590P
KDC7075C	KDC9095C	KDC7075P	KDC9095P
KDC7580C	KDC95100C	KDC7580P	KDC95100P



King Drill Insert

	PD	LD	ND	RD
Central				
	XOMT-PD	XOMT-LD	XOET-ND	XOMT-RD
Peripheral				
	SPMT-PD	SPMT-LD	SPET-ND	

KED Plus Drill

KED Plus Drill (2D/3D/4D/5D)

Ø12 ~ Ø60.5mm

Insert

Peripheral			Central		
SPMT040204-PD	SPMT07T208-PD	SPMT130410-PD	XOMT040204-PD	XOMT07T205-PD	XOMT130406-PD
SPMT050204-PD	SPMT090308-PD	SPMT15M510-PD	XOMT050204-PD	XOMT090305-PD	XOMT15M508-PD
SPMT060205-PD	SPMT11T308-PD	SPMT180510-PD	XOMT060204-PD	XOMT11T306-PD	XOMT180508-PD



TPDB Plus Drill

TPDB Plus (3D/5D/8D/10D/12D)

Ø10 ~ Ø32.9mm

Insert

TPD100B~TPD329B



TPDB-F (1.5D)

Ø14 ~ Ø30.9mm

Insert

TPD140B-F~TPD309B-F



TPDB-H (3D/4D/8D)

Ø14 ~ Ø30.4mm

Insert

TPD140B-H~TPD309B-H



TPDC Plus Drill

TPDX (3D/5D/8D)

Ø12 ~ Ø16mm

Insert

TPD0800XP~TPD1199XP



TPDC (1.5D/3D/5D/8D/10D/12D)

Ø12 ~ Ø30.9mm

Insert

TPDC1200CP, CM, CN, CP-FC
~ TPDC3050CP, CM, CN, CP-FC



WPDC

WPDC (5D/6.5D/8D)

Standard type
Ø25 ~ Ø40mm

Insert

WC□T030204-C21
WC□T040204-C21
WC□T050308-C21



WPDC (5D/6.5D/8D)

Single insert cartridge type
Ø41 ~ Ø59mm

Insert

WC□T06T308-C21
WC□T080408-C21



WPDC (5D/6.5D/8D)

Dual insert cartridge type
Ø60 ~ Ø80mm

WSP

WC□T050308-C21
WC□T06T308-C21



Indexable Endmills

Indexable Endmill

BFE

Ø16 ~ Ø32

RC16
RC20
RC25
RC30
RC32



BRE

Ø20 ~ Ø50

SDMT090308-MM ZDMT130416R-MM
SPMT060304 ZPMT160520R-MM
SPMT120408-MM ZPMT160525R-MM
SPMT120508-MMN ZPMT160531.5R-MM
ZDMT080310R-MM ZPMT160525R-MR
ZDMT110312.5R-MM



GBE

Single Edge : Ø16 ~ Ø50

Internal : M External : S

ZPET080M(S)-MM ZPET140M(S)-MM
ZPET090M(S)-MM ZPET150M(S)-MM
ZPET100M(S)-MM ZPET160M(S)-MM
ZPET110M(S)-MM ZPET200M(S)-MM
ZPET125M(S)-MM ZPET250M(S)-MM
ZPET130M(S)-MM



GBE-M

Multi Edge : Ø20 ~ Ø50mm

Internal : M External : S

ZPET100M(S)-MM ZPET150M(S)-MM
ZPET110M(S)-MM ZPET160M(S)-MM
ZPET125M(S)-MM ZPET200M(S)-MM
ZPET130M(S)-MM ZPET250M(S)-MM
ZPET140M(S)-MM



Ext.Principal :

SPMT060304 SPMT120408-MM
SDMT090308-MM

GBEM

Ø16 ~ Ø32mm

Internal : M External : S

ZPET080M(S)-MM
ZPET100M(S)-MM
ZPET125M(S)-MM
ZPET150M(S)-MM
ZPET160M(S)-MM



• Please refer to page 112 for available adaptors

Laser Mill

LBE (08/10/12/16/20/25/30/32)

Carbide Shank-Ball type (Straight type)

LBE080080S-S08C	LBE120100S-S12C	LBE200120S-S20C	LBE300140S-S32C
LBE080100S-S08C	LBE120150S-S12C	LBE200170S-S20C	LBE300170S-S32C
LBE080020S-S08C-130	LBE120025S-S12C-150	LBE200035S-S20C-190	LBE300050S-S32C-230
LBE080020S-S08C-150	LBE120025S-S12C-200	LBE200035S-S20C-240	LBE300050S-S32C-260
LBE100080S-S10C	LBE160100S-S16C	LBE250140S-S25C	LBE320140S-S32C
LBE100120S-S10C	LBE160150S-S16C	LBE250170S-S25C	LBE320170S-S32C
LBE100023S-S10C-130	LBE160030S-S16C-160	LBE250040S-S25C-220	LBE320050S-S32C-230
LBE100023S-S10C-170	LBE160030S-S16C-210	LBE250040S-S25C-250	LBE320050S-S32C-260



LBE (08/10/12/16/20/25/30/32)

Steel Shank-Ball type (Taper type)

LBE080035T-S12	LBE160100T-S20
LBE080055T-S12	LBE200075T-S20
LBE080075T-S12	LBE200115T-S25
LBE100035T-S12	LBE250090T-S25
LBE100055T-S12	LBE250135T-S32
LBE100075T-S12	LBE300105T-S32
LBE120055T-S12	LBE300160T-S32
LBE120085T-S16	LBE320105T-S32
LBE160065T-S16	LBE320160T-S32



LBE (12/16/20/25/30/32)

Steel Shank-Ball type (Straight type)

LBE120035S-S12	LBE250045S-S25
LBE160035S-S16	LBE300055S-S32
LBE200040S-S20	LBE320055S-S32



» Laser Mill

LRE (10/12/16/20/25/30/32)

Carbide Shank-Corner R type (Straight type)

LRE100080S-S10C	LRE120025S-S12C-200	LRE200035S-S20C-190	LRE300170S-S32C
LRE100120S-S10C	LRE160100S-S16C	LRE200035S-S20C-240	LRE300050S-S32C-230
LRE100023S-S10C-130	LRE160150S-S16C	LRE250140S-S25C	LRE300050S-S32C-260
LRE100023S-S10C-170	LRE160030S-S16C-160	LRE250170S-S25C	LRE320140S-S32C
LRE120100S-S12C	LRE160030S-S16C-210	LRE250040S-S25C-220	LRE320170S-S32C
LRE120150S-S12C	LRE200120S-S20C	LRE250040S-S25C-250	LRE320050S-S32C-230
LRE120025S-S12C-150	LRE200170S-S20C	LRE300140S-S32C	LRE320050S-S32C-260



LRE (10/12)

Steel Shank-Corner R type (Taper type)

LRE100025T-S12
LRE100050T-S12
LRE120060T-S16



LRE (12/16/25/30/32)

Steel Shank-Corner R type (Straight type)

LRE120030S-S12
LRE160050S-S16
LRE160060S-S16
LRE200060S-S20
LRE200080S-S20
LRE250070S-S25
LRE250100S-S25
LRE300070S-S32
LRE300100S-S32
LRE320080S-S32
LRE320100S-S32



LBE-MHD

LBE100-MHD-M06
LBE120-MHD-M06
LBE160-MHD-M08
LBE200-MHD-M10
LBE250-MHD-M12
LBE300-MHD-M16
LBE320-MHD-M16



• Please refer to page 112 for available adaptors

» Shank Adaptor for Modular Head

MAT (Steel Shank type)

Available to use

(FMRM, LBE, PAM, PAXM, AMM, RM3PM, RM4PM, RM4ZM, RM6PM, HFMDM, HFMM, HRMM, HRMDM, GBEM)

MAT-M06-020-S10S	MAT-M10-050-S20T
MAT-M6B-020-S12S	MAT-M10-070-S20T
MAT-M6B-040-S12S	MAT-M10-090-S25T
MAT-M08-020-S16S	MAT-M10-110-S25T
MAT-M10-030-S20S	MAT-M10-130-S32T
MAT-M12-030-S25S	MAT-M12-050-S25T
MAT-M16-035-S32S	MAT-M12-070-S25T
MAT-M06-040-S12T	MAT-M12-090-S25T
MAT-M06-065-S16T	MAT-M12-110-S32T
MAT-M6B-065-S16T	MAT-M12-175-S40T
MAT-M6B-080-S16T	MAT-M16-055-S32T
MAT-M08-040-S16T	MAT-M16-080-S32T
MAT-M08-065-S16T	MAT-M16-120-S32T
MAT-M08-080-S20T	MAT-M16-175-S40T
MAT-M08-110-S25T	



MAT-C (Carbide Shank type)

Available to use

(FMRM, LBE, PAM, PAXM, AMM, RM3PM, RM4PM, RM4ZM, RM6PM, HFMDM, HFMM, HRMM, HRMDM, GBEM)

MAT-M06-030-S10S-C-80	MAT-M10-010-S20S-C-170
MAT-M06-050-S10S-C-100	MAT-M10-010-S20S-C-200
MAT-M06-080-S10S-C-130	MAT-M10-010-S20S-C-300
MAT-M6B-030-S12S-C-80	MAT-M12-090-S25S-C
MAT-M6B-050-S12S-C-100	MAT-M12-110-S25S-C
MAT-M6B-080-S12S-C-130	MAT-M12-175-S25S-C
MAT-M08-080-S16S-C	MAT-M12-015-S25S-C-170
MAT-M08-110-S16S-C	MAT-M12-015-S25S-C-200
MAT-M08-150-S16S-C	MAT-M12-015-S25S-C-300
MAT-M08-010-S16S-C-150	MAT-M16-090-S32S-C
MAT-M08-010-S16S-C-180	MAT-M16-120-S32S-C
MAT-M08-010-S16S-C-250	MAT-M16-175-S32S-C
MAT-M10-090-S20S-C	MAT-M16-020-S32S-C-180
MAT-M10-110-S20S-C	MAT-M16-020-S32S-C-210
MAT-M10-175-S20S-C	MAT-M16-020-S32S-C-300



The Comparison of Chip Breakers

Comparison of Chip Breakers

Application		KORLOY	KYOCERA	TAEGUTEC	SUMITOMO	SANDVIK	KENNAMETAL	ISCAR	WLATER	MITSUBISHI	SECO	TUNGALLOY		
Negative	Application	Ultra-Finishing	-	DP (G-class)	-	FA	PMC	FF (G-class)	SF	-	PK (G-class), FY	FF1	TF	
			VL	GP	FA	FL, FB	QF	UF	PF	NF3	FH, FS, SY	FF2	NS, ZF	
		Finishing	VF, VB	PP	FG	LU, FE	PF, XF	FN	NF, SM	NF4	FP		NM, NS, SS	
			-	-	SF	SU	61	K	F3P	FP5	LP, SH, SA	MF2	TS, TSF	
		Medium to finishing	VC	HQ, CQ	MC	SE	HM	LF, CT	TF	NS6	C(Cermet)		AS	
			LP, CP	PQ, CJ	FC	SX	PMC	-	-	MP3	MV	MF5	ZM, AM	
	Medium machining	VM, HM	HK, GS, HS, PS	MP, MT	GU(UG)	QM, SM	MP, MN	PP, TF	NM4, NP5	MA, MH	M3, M5	TQ, TM		
		MP	PG	PC	GE, UX	PM, XM	-	M3P	MP5	MP	-	DM, None C/B		
	Roughing	B25								GM, None C/B	M5	TH		
		GR	PT, GT, HT, PH	RT	MU, ME, MX	PR, WR	RN, None C/B	R3P	RP5, NM9	GH, RP	MR5, MR6, MR7	THS		
Heavy duty machining	GH	PX	HB, RH, RX	HG, MP	PR, XMR	RH	NR, HT	RP7, NR4, NRF	HZ	R4, R5	CH			
	VH	-	HZ, EH	HP	QR	RM	HR	NRR, NR8	HX	R6, R7, R8, PR6	THS, TRS			
Low carbon steel	Soft steel	VL	XF, XP, XP-T	SF	FL	LC	-	-	-	FY	-	-		
		-	XQ, XS	-	-	-	-	-	-	SY	-	-		
High feed	Wiper	VW	WP, WF	WS	LUW, SEW	WF, WL	FW	WF	NF	SW	FF2, MF2	AFW, FW		
		LW	WQ, WE	WT	GUW	WM, WMX	MW	WG	NM	MW	MF5, M3	ASW, SW		
Application	Shaft (long bar)	SH	CJ, ST	FS, VF, FX	HM	K	-	-	-	ES	UX	P, S		
		KNUX-	KNMX-	KNUX-	-	KNUX-71	-	-	-	KNMX-19	-	KNMX		
M	Stainless steel	Finishing	VP2, MP	MQ, GU, SK	EA, SF	SU, EF	MF, XF	FP, FF	SF, VL, F3M	NF4, FM5	SH, LM	FF1, MF1	SS, SF, SA	
		Medium cutting	MM	HU, TK, MS	MP, EM	EX, EG, GU	MM, XM, QM, MMC	MP, UP, MS	PP, TF, M3M	NM4, NR4	MS, GM, MM	MF3, MF4	SM	
		Roughing	RM	MU	ET	MU, HM, EM	MR, XMR, MRR	RP, P	MR, R3M	RM5, NRS	MA, ES	MF5, M5	S, SH	
K	Cast iron	Finishing	MP	None C/B, C, KQ	MT	UZ	KF, PMC, XF	T-20, FN	TF	NM, MK5	LK, MA	M4	CF	
		Medium cutting	B25, MK	ZS, KG	RT, KT	UX, GZ	KM, XM	UN, RP	GN	NM5, RK5	MK, GK, None C/B	M5	CM, None C/B	
		Roughing	-MA, RK	-MA, GC, KH	-MA	-MA	KR, XMR, KRR	MR, S-20, -MA	-MA, NR	-MA, RK7	RK, -MA	MR7	CH	
S	HRSA	Ultra-finishing	VP1	MQ, SK	EA	EF	SF, SGF	FS (G-class) LF (G-class)	SF, PF	NF4	FJ(G-class)	M1	SF	
		Finishing	VP2	TK	ML	UP, EG	23.SR, XF, SMC	UP	PP	NFT	LS	MF1	HMM	
		Medium cutting	VP3	MS	EM	EX	SM, SMR, XM	MS, GP, P, UN	TF	NMS, NMT	MS	MF4, MR3	HRF	
		Roughing	VP4	MU	ET	MU	XMR	RP	MR	NRS, NRT	RS, GJ	MR4	HRM	
N	Aluminium alloy	HA	AH	ML	AX	23	GP, MS	NF, PP	FN2, PF2, MN2, PM2	MJ	MF1	P		
Positive	Application	Finishing	FP	XP, PP	FA, FX	FC	PF, XF	11	PF	FP4	SMG (G-class), FV	FF1	01	
			VL, VF	GP	-	FB, LU(FP, FK)	UF	UF	F3P	FK6	SV, FP	F1	PSF, PF	
		Medium cutting	HMP	XQ	FG	LB, NF	PM, XM	LF, FP	14	MP4, FM2, FM4, MK4	LP	MF2	PSS	
			MP	HQ, GK	PC, FM	SU, SC	UM, PMC	MP, T-20	SM	FP6, MM4, FM6, RK4	MV	F2, M3	PS	
	Roughing	C25	None C/B	MT	MU	PR, UR, XR	MF, GM, -C	19	RP4, RM4, RK6	None C/B, MP	M5	PM		
	Wiper	-	WP	-	LUW	WL, WF	FW	WF	PM	SW	-	-		
		-	-	WT	SDW	WM, WMX	MW	WG	-	MW	-	-		
	M S	Stainless steel For HRSA	Finishing	FS, MS, VP1	CF, GF, GQ	FG	FC, FM	MF, MM, MMC	11, UF, LF	PF	FM4, NM4	FJ (G-class), FM, LM	F1, MF2	PSF, PSS
			Medium to finish cutting	FP, VL, LU	MQ	SA	LB, SI	MR, XR	MF	SM	RM4	MM	M3	PS
			Medium cutting	MU	MF	-	-	SMC	-	M3M	-	None C/B	M5	CM
K	Cast iron	Medium cutting	MP	HQ	PC	MU	KF, KM	LF	17	FK6	MK	M3	CM	
		Roughing	C25	GK	MT	None C/B	KR	MF, UF	19	MK4, RK6	None C/B, -MW	M5	None C/B	
N	Aluminium alloy	AK, AR	AH	FL	AW, AG, AY	AL	HP, LF	AS, AF	PM2	AZ, FS	AL	AL		
High precision bar turning (tolerance class G&E)		KF, KM	FSF, USF, J, A3	GF, FF, GW	FY, FX, FZ	K, F, UM	GH	LF, RF, XL	-	F, SR, SS, SM	UX	JS, J10, JRP, JPP		

The Comparison of Chip Breakers

Grades / Chip Breakers

Inserts

Turning Tools

Milling Tools

Endmills / Drills

The Comparison of Chip Breakers, Grades

WC

ISO	KORLOY	SUMITOMO	KYOCERA	ISCAR	SANDVIK	SECO	KENNAMETAL	TOSHIBA	MITSUBISHI	HITACHI	VALENITE	WALTER	TAEGUTEC	NTK	DIJET	
Turning	P	ST10														
		ST20	ST10 ST20			S1P SM30			TX10S TX20	ST10T ST120T	SRN5 WS20B	S1F		P10 P20		
		ST30A	ST30A	PW30	IC50M IC54	S30T S6	TTX TTM TTR	K45 KM K420	TX30	UT120T	EX35 EX40 EX45	VC6 VC5 VC56		P30 P40		
M	U20	U10E U20 ST30A A40			H13A H10F	AT10 AT15 TTR	K2885 K2S	TU10 TU20 TU40	UT120T	WAM10B EX35	VC27 VC28		M10 M20			
	H01 H05 G10	H1 G10	KW10H	IC4 IC20 IC28	H1P H10F	THM THR	K68 K8735	TH03 TH10 KS20	HT110T HT120T	WH05 W10 WH20	VC3 VC2 VC1		K10 K20 K20M K30			

CVD coated

ISO	KORLOY	SUMITOMO	KYOCERA	ISCAR	SANDVIK	SECO	KENNAMETAL	TOSHIBA	MITSUBISHI	HITACHI	VALENITE	WALTER	TAEGUTEC	NTK	DIJET	
Turning	P	AC805P	CA5505 CA510		GC4305 GC4205	TP0500 TP0501 TP1500	KCP05 KCP05B	T9105	UE6105				TT8105			
		NC3215*	AC810P AC700G AC900G	CA515 VP5115 CA5515	IC8150	GC4315 GC4215	TP1501 TGP25	KCP10 KCP10B	T9115	UE6110 MY5015	HG8010	VP5515	WPP10S WKP13S	TT8110 LC215P TT8115		
		NC3225*	AC820P AC2000 AC8025P	CA525 VP5125 CA5525	IC8250	GC4325 GC4225	TP2500 TP2501 TGP35 TP3501	KCP25 KCP25B	T9125	MC6025 UE6020	HG8025	VP5525	WPP20S WKP23S	TT8120 LC225P TT8125	CP5	JC110V JC215V
	M	NC9115*	AC610M	CA6515	IC6015 IC6025	S05F GC2015 GC2220 GC2025	TM2000	KCM15 KCM15M KCM25 KCM25B KCM35 KCM35B	T6120	MC7015		VP8515	WAM10	TT9215		
		NC9125*	AC630M	CA6525			TM4000		T6130	MC7025 US7020	GM25	VP8525	WMP20S WAM20	TT9225		
		NC9135*	AC6030M							US735	GX30		WAM30	TT9235		
K	NC6310*	AC405K	CA4505	IC5005	GC3205 GC3210	TK1001	KCK05 KCK05B	T5105	MC5005 UC5105	HG3505	VP1505	WKK10S	TT7005	CP2	JC105V	
	NC6315	AC415K	CA4010 CA4515 CA4115	IC5015	GC3215 GC3225	TK2001 TGK1500	KCK15 KCK15B	T5115	MC5015 UC5115	HG3515	VP1510 VP1515	WKK20S	TT7505 TT7310 TT7015	CP5	JC110V JC215V	
		AC420K	CA4120				KCK20 KCK20B	T5125				WAK30	TT7025			

PVD coated

ISO	KORLOY	SUMITOMO	KYOCERA	ISCAR	SANDVIK	SECO	KENNAMETAL	TOSHIBA	MITSUBISHI	HITACHI	VALENITE	WALTER	TAEGUTEC	NTK	DIJET
Turning	P	PC8105*		PR1005 PR915	IC507 IC808		CP200	AH710			VC907 VC927				
		PC8110		PR1115 PR930	IC830 IC908 IC3028	GC1025	CP250	KU10T KU25T	GH730		IP2000	VC905	WTA43		
	PC3035		PR1025 PR630	IC3028	IC330	CP500		AH330 AH740 AH120 GH330	VP15TF VP20MF	IP3000		WTA41	TT5030		JC5015
	PC5300		PR660	IC330	GC4125										
M	PC8105*	AC510U	PR915	IC808 IC907	GC1005 GC1105	CP200 CP250	KC5010 KC5510	AH330 GH330 AH120	MP9005 VP10RT	IP50S IP100S	VC929 VC927 VC902	WSM10S WSM20S WSM30S WSM40S	TT5030	ZM3 QM3 VM1 TAS	JC5003
	PC8110	EH510Z	PR930	IC3028 IC830	GC1020 GC1025	CP500	KC5025 KC5525	GH730 AH140 AH630	VP15TF VP20MF		VC901 VC905				JC5015
	PC8120*	AC520U	PR1125 PR630 PR660		IC330	GC2035							TT8020		
K	PC9030	EH520Z		IC5100 IC810 IC220 IC908 IC228		CP200 CP250 CP500		AH110 GH110 AH120		CY110H	VC929 VC903 VC927 VC902 VC901 VC907		TT5030		
	PC5400*	EH510Z EH520Z													
S	PC8105	AC510U	PR915	IC808 IC907 IC3028 IC328	GC1105 GC1025 GC2035	TS2000 CP500 TS2500	KC5010 KC5025	AH110 AH120	VP05RT VP10RT VP15TF MP7035			WSM10 WSM20 WSM30	TT5030		
	PC8110	AC520U	PR660 PR1325												

CERMET

ISO	KORLOY	SUMITOMO	KYOCERA	ISCAR	SANDVIK	SECO	KENNAMETAL	TOSHIBA	MITSUBISHI	HITACHI	VALENITE	WALTER	TAEGUTEC	NTK	DIJET
Turning	P	CC1500*	T110A	PV30*									PV3010*		
		CN1500*	T2000Z*	TN30	IC20N IC520N	CT5015	CM C15M	HT2 KT125	NS520 GT530*	NX2525 NX3035	CH350 CZ25*		PV3000	T3N T15 N20	LN10 CX50 CX75
	CC2500*	T1500A	PV7020*	IC30N IC530N	CT525 GC1525*	TP1020	HT5 KT175	NS530 NS9530 GT9530*	UP35N*	CH530 CH550 CH570	VC83	WTA43*		C30 N40	CX90 CX99
M		T3000Z*	TN60 TN620 TN90 PV90*				KT195M	NS540 NS730	AP25N*			WTA41*			
K	CN1500*	T110A							NX2525				CT3000	T15	LN10 CX75

★ : PVD Coating cermet ★ : New Grade

⊗ CVD coated

ISO	KORLOY	SUMITOMO	KYOCERA	ISCAR	SANDVIK	SECO	KENAMETAL	TOSHIBA	mitsubishi	HITACHI	VALENITE	WALTER	TAEGUTEC	NTK	DIJET							
Milling	P	NC5330 NCM325 NCM535*	ACP100	IC5100 IC5400	GC4210 GC4220 GC4230	MP1500 MS2500 MP2500 MS2500 T350M MM4500	KCPM20 KCMP30 KC927M	T3130	FH7020 F7030		SM245	WKP25S WKP25S WKP35S WKP35G	TT8525 TT7800									
																M	NC5330 NC5340* NC5350*	ACP400	GC2040	MM4500	T3130	F7030

⊗ PVD coated

ISO	KORLOY	SUMITOMO	KYOCERA	ISCAR	SANDVIK	SECO	KENAMETAL	TOSHIBA	mitsubishi	HITACHI	VALENITE	WALTER	TAEGUTEC	NTK	DIJET																												
Milling	P	PC2005* PC2010* PC2015* PC2505* PC2510* PC3600 PC3700*			P20A GC1010				ATH80D PCA08M ACS05E PCA12M PC20M JX1005 TB6005 JX1020 CY9020			WKP25 WKP35 WKP45	TT2510 TT7070 TT7080 TT7030 TT8020	QM3 ZM3	DH102 JC5003 JC5015 JC5030 JC5040																												
																M	ACZ310 ACP200 ACP200 PC210F PC5300 PC5400*	PR730 PR830 PR630 PR660	IC903 IC908 IC950 IC1008 IC928	GC1025 GC1030 GC1030	MP3000 F25M F30M F40M T60M	KC522M KUC20M KC525M KUC30M KC935M KC7140 KC720	GH330 AH120 AH3135	MP6120 VP15TF UP20M MP6130 VP30RT	TB6045 CY250 PTH30E JP4160 JM4160 PTH40H	VC935 VC928 VC902 VC901	WKP35 WQM35 WSM35S WSP45 WSM45S	TT7070 TT7080 TT7030 TT8020	QM3 ZM3	JC5003 JC5015 JC5030 JC5040													
																															K	PC210F PC5300 PC9530 PC5400* PC9540*	ACM100 ACP200 ACM300 ACP300 ACZ350	PR730 PR1025 PR630 PR660 PR1535 PR660	IC903 IC900 IC250 IC928 IC328	GC1125 GC1025 GC2030 GC1030	F25M F30M F40M	KC522M KC725M KC735M KC7030 KC722	AH120 AH140 AH3135	MP7130 JX1045 TB6045 MP7140	JX1020 CY9020 JX1015 TB6020 CY250 JX1060 TB6060	VC928 VC902 VC901	WKP35 WQM35 WSM35S WSP45 WSM45S
																S	PC6510 PC5300 PC5300 PC5400* PC9540*	PR510 PR905 AC520U PR620 PR660 PR1535	DT7150 IC900 IC910 IC950 IC350	MK2050	KC510M KC915M KC520M	AH120	VP10MF VP15TF VP20RT	VC903 VC928 VC902 VC901	TT6290 TT6030 TT6060		JC5003 JC5015																
																												S	PC5300 PC5400* PC9540*	AC520U PR620 PR660 PR1535													

⊗ CERMET

ISO	KORLOY	SUMITOMO	KYOCERA	ISCAR	SANDVIK	SECO	KENAMETAL	TOSHIBA	mitsubishi	HITACHI	VALENITE	WALTER	TAEGUTEC	NTK	DIJET
Milling	P	CN2000 CN30	T250A TC60M	TN100M TC60M	IC30N			NS540 NS740	NX2525 NX4545	CH550 CH570			CT3000 CT7000	C50	
	K														


★ : PVD Coating cermet ★ : New Grade

⚠ For the safe metalcutting

- Use safety supplies such as protective gloves to prevent possible injury while touching the edge of tools.
- Use safety glasses or safety cover to hedge possible dangers. Inappropriate usage or excessive cutting condition may lead tool's breakage or even the fragment's scattering.
- Clamp the workpiece tightly enough to prevent its movement while its machining.
- Properly manage the tool change phase because the inordinately used tool can be easily broken under the excessive cutting load or severe wear, and it may threat the operator's safety.
- Use safety cover because chips evacuated during cutting are hot and sharp and may cause burns and cuts. To remove chips safely, stop machining, put on protective gloves, and use a hook or other tools.
- Prepare for fire prevention measures as the use of the non-water soluble cutting oil may cause fire.
- Use safety cover and other safety supplies because the spare parts or the inserts can be pulled out due to centrifugal force while high speed machining.



Head Office: Holystar B/D, 326, Seocho-daero, Seocho-gu, Seoul, 06633, Republic of Korea
Tel: +82-2-522-3181 Fax: +82-2-522-3184, +82-2-3474-4744 Web: www.korloy.com E-mail: sales.khq@korloy.com



KORLOY AMERICA

620 Maple Avenue, Torrance, CA 90503, USA
Tel: +1-310-782-3800 Toll Free: +1-888-711-0001 Fax: +1-310-782-3885
E-mail: sales.kai@korloy.com

KORLOY INDIA

Plot No. 415, Sector 8, IMT Manesar, Gurgaon 122051, Haryana, India
Tel: +91-124-4391790 Fax: +91-124-4050032
E-mail: sales.kip@korloy.com

KORLOY TURKIYE

Serifali Mahallesi, Burhan Sokak NO: 34
Dudullu OSB/Umraniye/Istanbul, 34775, Turkiye
Tel: +90-216-415-8874 E-mail: sales.ktl@korloy.com

KORLOY RUSSIA

Krasivy Dom office No. 305, Bld. 5, Novovladykinskiy proezd 8, 127106,
Moscow, Russia
Tel: +7-495-280-1458 Fax: +7-495-280-1459 E-mail: sales.krc@korloy.com

KORLOY FACTORY INDIA

Plot No. 415, Sector 8, IMT Manesar, Gurgaon 122051, Haryana, India
Tel: +91-124-4391790 Fax: +91-124-4050032
E-mail: pro.kim@korloy.com

KORLOY EUROPE

Gablonzer Str. 25-27, 61440 Oberursel, Germany
Tel: +49-6171-277-83-0 Fax: +49-6171-277-83-59
E-mail: sales.keg@korloy.com

KORLOY BRASIL

Av. Aruana 280, conj.12, WLC, Alphaville, Barueri,
CEP06460-010, SP, Brasil
Tel: +55-11-4193-3810 E-mail: sales.kbl@korloy.com

KORLOY CHILE

Av. Providencia 1650, Office 1009, 7500027
Providencia-Santiago, Chile
Tel: +56-229-295-490 E-mail: sales.kcs@korloy.com

KORLOY MEXICO

Calle R. M. Clemencia Borja Taboada 522, Jurica Acueducto,
76230 Juriquilla, Qro., Mexico
Tel: +52-442-673-7388 E-mail: sales.kml@korloy.com

